



RIO SUB

UNDERWATER LINEAR PROFILES
FOR RECESSED LINES OF LIGHT IN POOLS AND FOUNTAINS



diffuse



2600K 2800K 3700K RGB

WIDTH 20 mm

WIDTH 37 mm

510 mm



RIO SUB 1.1 p. 718
white light: 6W 24Vdc
RGB light: 8.5W 24Vdc



RIO SUB 2.1 p. 719
white light: 10W 24Vdc
RGB light: 8.5W 24Vdc

1010 mm



RIO SUB 1.2 p. 718
white light: 12W 24Vdc
RGB light: 17W 24Vdc

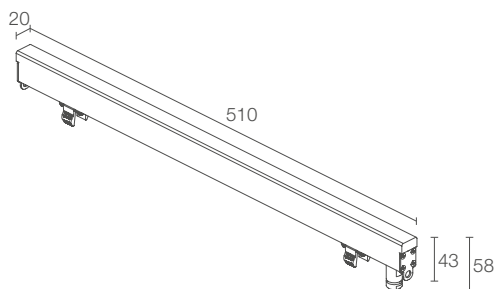


RIO SUB 2.2 p. 719
white light: 19W 24Vdc
RGB light: 17W 24Vdc

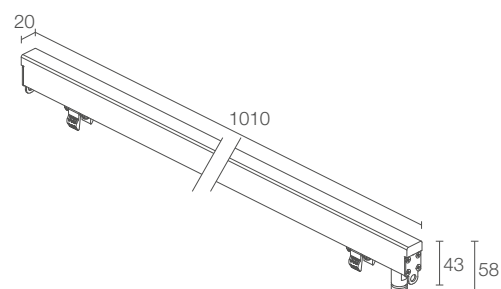
RIO SUB 1



RIO SUB 1.1



RIO SUB 1.2



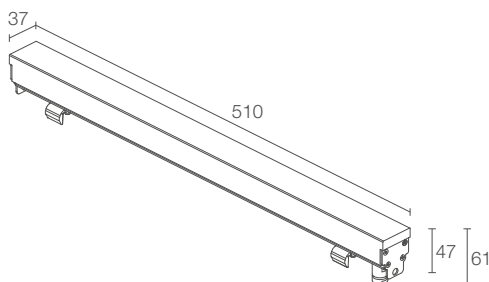
POWER / POWER SUPPLY	6W 24Vdc white light 510 mm 8.5W 24Vdc RGB light 510 mm
CODE	RS1100 ■ D B
LED COLOUR	F - 2600K 5 - 2800K 9 - 3700K 6 - RGB
OPTICS	diffuse
LUMEN OUTPUT AT SOURCE	672 lm (2800K) RGB: 140 lm, R: 30 lm G: 90 lm B: 20 lm
DELIVERED LUMEN OUTPUT	140 lm (2800K) RGB: 100 lm, R: 22 lm G: 64 lm B: 14 lm
NO. AND TYPE OF LED	48 low-power SMD LEDs 3-step MacAdam RGB: full-colour SDM LEDs 50000h L95 B10 (Ta 25°C)
MATERIAL	body in PMMA screen in opal PMMA end caps in AISI 316L stainless steel
POWER SUPPLY UNIT	not included, see p. 720
POWER CABLES	includes 5 m neoprene cable H05RN-F 2x1.00 Ø6.8 mm RGB: includes 5 m FEP+PCP cable (equivalent to H05RN-F) 4x0.50/0.50 Ø6.3 mm
MOUNTING	recessed (wall, ground) max depth 10 mm
ACCESSORIES	see p. 720
PHOTOMETRIC DATA	see p. 804

POWER / POWER SUPPLY	12W 24Vdc white light 1010 mm 17W 24Vdc RGB light 1010 mm
CODE	RS1200 ■ D B
LED COLOUR	F - 2600K 5 - 2800K 9 - 3700K 6 - RGB
OPTICS	diffuse
LUMEN OUTPUT AT SOURCE	1344 lm (2800K) RGB: 280 lm, R: 60 lm G: 180 lm B: 40 lm
DELIVERED LUMEN OUTPUT	280 lm (2800K) RGB: 200 lm, R: 44 lm G: 128 lm B: 28 lm
NO. AND TYPE OF LED	96 low-power SMD LEDs 3-step MacAdam RGB: full-colour SDM LEDs 50000h L95 B10 (Ta 25°C)
MATERIAL	body in PMMA screen in opal PMMA end caps in AISI 316L stainless steel
POWER SUPPLY UNIT	not included, see p. 720
POWER CABLES	includes 5 m neoprene cable H05RN-F 2x1.00 Ø6.8 mm RGB: includes 5 m FEP+PCP cable (equivalent to H05RN-F) 4x0.50/0.50 Ø6.3 mm
MOUNTING	recessed (wall, ground) max depth 10 mm
ACCESSORIES	see p. 720
PHOTOMETRIC DATA	see p. 804

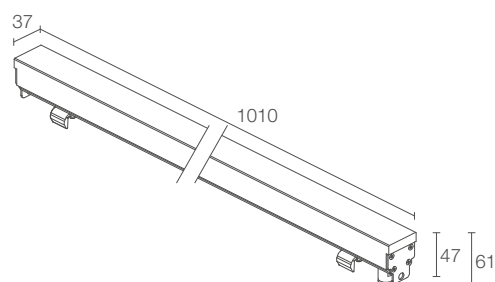
RIO SUB 2



RIO SUB 2.1



RIO SUB 2.2





POWER / POWER SUPPLY	10W 24Vdc white light 510 mm 8.5W 24Vdc RGB light 510 mm
CODE	RS2100 ■ D B
LED COLOUR	F - 2600K 5 - 2800K 9 - 3700K 6 - RGB
OPTICS	diffuse
LUMEN OUTPUT AT SOURCE	1056 lm (2800K) RGB: 140 lm, R: 30 lm G: 90 lm B: 20 lm
DELIVERED LUMEN OUTPUT	290 lm (2800K) RGB: 100 lm, R: 22 lm G: 64 lm B: 14 lm
NO. AND TYPE OF LED	96 low-power SMD LEDs 3-step MacAdam RGB: full-colour SDM LEDs 50000h L95 B10 (Ta 25°C)
MATERIAL	body in PMMA screen in opal PMMA end caps in AISI 316L stainless steel
POWER SUPPLY UNIT	not included, see p. 720
POWER CABLES	includes 5 m neoprene cable H05RN-F 2x1.00 Ø6.8 mm RGB: includes 5 m FEP+PCP cable (equivalent to H05RN-F) 4x0.50/0.50 Ø6.3 mm
MOUNTING	recessed (wall, ground) max depth 10 mm
ACCESSORIES	see p. 720
PHOTOMETRIC DATA	see p. 804

POWER / POWER SUPPLY	19W 24Vdc white light 1010 mm 17W 24Vdc RGB light 1010 mm
CODE	RS2200 ■ D B
LED COLOUR	F - 2600K 5 - 2800K 9 - 3700K 6 - RGB
OPTICS	diffuse
LUMEN OUTPUT AT SOURCE	2112 lm (2800K) RGB: 280 lm, R: 60 lm G: 180 lm B: 40 lm
DELIVERED LUMEN OUTPUT	580 lm (2800K) RGB: 200 lm, R: 44 lm G: 128 lm B: 28 lm
NO. AND TYPE OF LED	192 low-power SMD LEDs 3-step MacAdam RGB: full-colour SDM LEDs 50000h L95 B10 (Ta 25°C)
MATERIAL	body in PMMA screen in opal PMMA end caps in AISI 316L stainless steel
POWER SUPPLY UNIT	not included, see p. 720
POWER CABLES	includes 5 m neoprene cable H05RN-F 2x1.00 Ø6.8 mm RGB: includes 5 m FEP+PCP cable (equivalent to H05RN-F) 4x0.50/0.50 Ø6.3 mm
MOUNTING	recessed (wall, ground) max depth 10 mm
ACCESSORIES	see p. 720
PHOTOMETRIC DATA	see p. 804

RIO SUB

ACCESSORIES AND POWER SUPPLY UNITS

	RIO SUB 1.1	RIO SUB 1.2	RIO SUB 2.1	RIO SUB 2.2
ACCESSORIES FOR INSTALLATION				
 <p>137 95 58</p> <p>Stainless steel outer casing</p>	<p>WC8551 545 mm</p>	<p>WC8552 1045 mm</p>		
 <p>137 95 68</p> <p>Stainless steel outer casing</p>			<p>WC8651 545 mm</p>	<p>WC8652 1045 mm</p>

POWER SUPPLY UNITS


Max no. fixtures	PSU	IP	Page
1...n	24Vdc	20	847
1...n	24Vdc	67	847
-	RGB controller	-	855 - 860

RIO SUB 2 >
3700K, 19W/m, version with customized lengths and installation

Project by / KPF, Tandem Architects
Light planning by / Be Lit
Lighting supplier / Mosaic Eins
Rosewood Hotel, Bangkok, Thailand

∨
RIO SUB 2.2
2800K, 19W
MOBY 1.1
RGBW, 9W, 62°



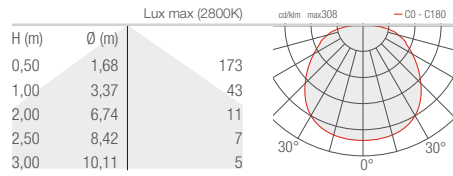


RIO SUB

UNDERWATER LINEAR PROFILES

RIO SUB 1.1

D - Diffuse



RIO SUB 2.1

D - Diffuse

