

KOCCA

OUTDOOR WALL MOUNTED
WITH DIFFERENT BEAMS FOR ARCHITECTURAL LIGHTING FOR WALLS AND FACADES

2700K 3000K 4000K

HEIGHT 100 mm

HEIGHT 150 mm



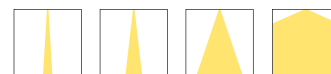
KOCCA 1.1 p. 272
4W/8.5W 230Vac



diffuse asymmetrical



KOCCA 3.1 p. 274
12W/18W 230Vac



ultra-narrow narrow medium diffuse



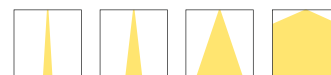
KOCCA 1.2 p. 272
7W/15W 230Vac



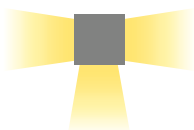
diffuse asymmetrical



KOCCA 3.2 p. 275
15W/21W/36W 230Vac




ultra-narrow narrow medium diffuse



KOCCA 1.3 p. 273
10W 230Vac



asymmetrical



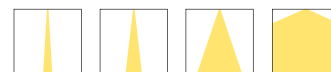
KOCCA 1.4 p. 273
13W 230Vac



asymmetrical



KOCCA 3.4 p. 275
30W/40W 230Vac



ultra-narrow narrow medium diffuse


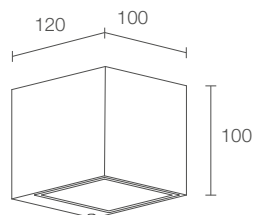
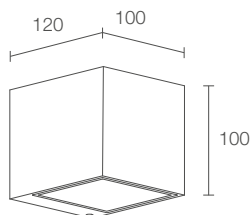
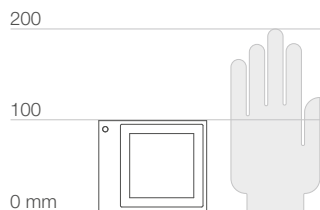
KOCCA 1



KOCCA 1.1



KOCCA 1.2

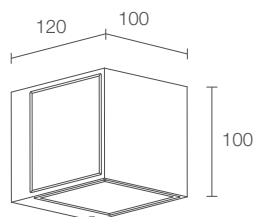


| | |
|----------------------------------|--|
| POWER / POWER SUPPLY CODE | <p>4W 230Vac optics version KA1110 ■ E White KA1110 ■ F Grey KA1110 ■ H Anthracite KA1110 ■ T Cor-ten</p> <p>8.5W 230Vac optics version KA1111 ■ E White KA1111 ■ F Grey KA1111 ■ H Anthracite KA1111 ■ T Cor-ten</p> <p>8.5W 230Vac diffuse KA1111 ■ DE White KA1111 ■ DF Grey KA1111 ■ DH Anthracite KA1111 ■ DT Cor-ten</p> |
| LED COLOUR | <p>F - 2700K 5 - 3000K 9 - 4000K</p> |
| OPTICS | <p>W - asymmetrical, 10° K - asymmetrical, 70° A - asymmetrical, 140°</p> |
| LUMEN OUTPUT AT SOURCE | <p>184 lm (3000K, 4W) 657 lm (3000K, 8.5W)</p> |
| DELIVERED LUMEN OUTPUT | <p>119 lm (3000K, 70° asymmetrical, 4W) 382 lm (3000K, 70° asymmetrical, 8.5W) 478 lm (3000K, diffuse optics)</p> |
| NO. AND TYPE OF LED | <p>1 power LED, 1/4 ANSI BIN (4W version) 1 high-intensity power LED 3-step MacAdam (8.5W version) 50000h L90 B10 (Ta 25°C)</p> |
| MATERIAL | <p>body in die-cast aluminium screen in serigraphed, tempered, transparent extra-clear glass (optics version) screen in serigraphed, tempered extra-clear glass and opal PMMA (diffuse version)</p> |
| POWER SUPPLY UNIT | <p>built in</p> |
| POWER CABLES | <p>connection box with 0.50 m cable H05RN-F 2x0.75 Ø6.3 mm</p> |
| MOUNTING | <p>surface mounted (wall)</p> |
| PHOTOMETRIC DATA | <p>see p. 775</p> |

| | |
|----------------------------------|--|
| POWER / POWER SUPPLY CODE | <p>7W 230Vac optics version KA1210 ■ E White KA1210 ■ F Grey KA1210 ■ H Anthracite KA1210 ■ T Cor-ten</p> <p>15W 230Vac optics version KA1211 ■ E White KA1211 ■ F Grey KA1211 ■ H Anthracite KA1211 ■ T Cor-ten</p> <p>15W 230Vac diffuse KA1211 ■ DE White KA1211 ■ DF Grey KA1211 ■ DH Anthracite KA1211 ■ DT Cor-ten</p> |
| LED COLOUR | <p>F - 2700K 5 - 3000K 9 - 4000K</p> |
| OPTICS | <p>W - asymmetrical, 10° K - asymmetrical, 70° A - asymmetrical, 140°</p> |
| LUMEN OUTPUT AT SOURCE | <p>184 lm (3000K, 7W) per beam 657 lm (3000K, 15W) per beam</p> |
| DELIVERED LUMEN OUTPUT | <p>119 lm (3000K, 70° asymmetrical, 7W) per beam 382 lm (3000K, 70° asymmetrical, 15W) per beam 478 lm (3000K, diffuse optics) per beam</p> |
| NO. AND TYPE OF LED | <p>2 power LEDs, 1/4 ANSI BIN (7W version) 2 high-intensity power LEDs 3-step MacAdam (15W version) 50000h L90 B10 (Ta 25°C)</p> |
| MATERIAL | <p>body in die-cast aluminium screen in serigraphed, tempered, transparent extra-clear glass (optics version) screen in serigraphed, tempered extra-clear glass and opal PMMA (diffuse version)</p> |
| POWER SUPPLY UNIT | <p>built in</p> |
| POWER CABLES | <p>connection box with 0.50 m cable H05RN-F 2x0.75 Ø6.3 mm</p> |
| MOUNTING | <p>surface mounted (wall)</p> |
| PHOTOMETRIC DATA | <p>see p. 775</p> |



KOCCA 1.3



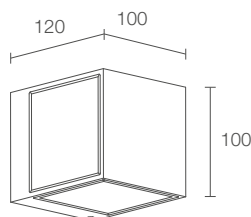
CE kg 1.35 IP65 IK07

A A+ A++

10W 230Vac optics version
KA1310 **E** White
KA1310 **F** Grey
KA1310 **H** Anthracite
KA1310 **T** Cor-ten



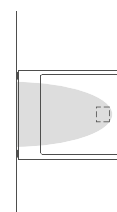
KOCCA 1.4



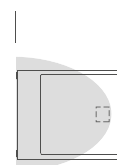
CE kg 1.50 IP65 IK07

A A+ A++

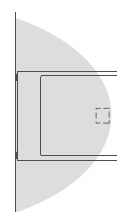
13W 230Vac optics version
KA1410 **E** White
KA1410 **F** Grey
KA1410 **H** Anthracite
KA1410 **T** Cor-ten



10° asymmetrical optics



70° asymmetrical optics



140° asymmetrical optics

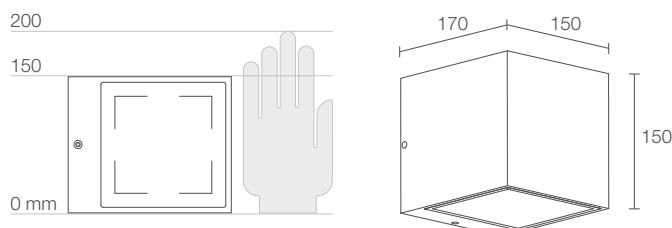
| | |
|---|---|
| | F - 2700K 5 - 3000K 9 - 4000K |
| | W - asymmetrical, 10° K - asymmetrical, 70° A - asymmetrical, 140° |
| 184 lm (3000K) per beam | |
| 119 lm (3000K, 70° asymmetrical) per beam | |
| 3 power LEDs 1/4 ANSI BIN, 50000h L90 B10 (Ta 25°C) | |
| body in die-cast aluminium screen in serigraphed, tempered, transparent extra-clear glass | |
| built in | |
| connection box with 0.50 m cable H05RN-F 2x0.75 Ø6.3 mm | |
| surface mounted (wall) | |
| see p. 775 | |

| | |
|---|---|
| | F - 2700K 5 - 3000K 9 - 4000K |
| | W - asymmetrical, 10° K - asymmetrical, 70° A - asymmetrical, 140° |
| 184 lm (3000K) per beam | |
| 119 lm (3000K, 70° asymmetrical) per beam | |
| 4 power LEDs 1/4 ANSI BIN, 50000h L90 B10 (Ta 25°C) | |
| body in die-cast aluminium screen in serigraphed, tempered, transparent extra-clear glass | |
| built in | |
| connection box with 0.50 m cable H05RN-F 2x0.75 Ø6.3 mm | |
| surface mounted (wall) | |
| see p. 775 | |

KOCCA 3



KOCCA 3.1



CE LED kg 3.85 IP65 IK06
 A A+ A++ PID



✓
KOCCA 3.1
 3000K, 18W, 7°, anthracite
TAK 1.1
 3000K, 18W, 70°, anthracite

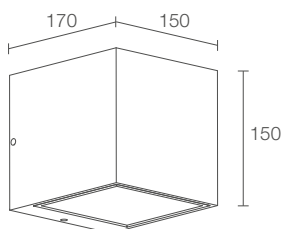
Project by / Amatori Architettura d'Interni
 Light planning by / Litek
 Listrop Viaggi & Turismo, Rosà, Vicenza, Italy

| | |
|----------------------------------|--|
| POWER / POWER SUPPLY CODE | 12W 230Vac diffuse |
| | KA3110 ■ D E White KA3110 ■ D F Grey KA3110 ■ D H Anthracite KA3110 ■ D T Cor-ten |
| | 12W 230Vac optics version |
| | KA3110 ■ E White KA3110 ■ F Grey KA3110 ■ H Anthracite KA3110 ■ T Cor-ten |
| | 18W 230Vac optics version |
| | KA3111 ■ E White KA3111 ■ F Grey KA3111 ■ H Anthracite KA3111 ■ T Cor-ten |

| | |
|-------------------------------|---|
| LED COLOUR | F - 2700K 5 - 3000K 9 - 4000K |
| OPTICS | T - 7° S - 10° F - 30° |
| LUMEN OUTPUT AT SOURCE | 727 lm (3000K, optics version, 12W) 1308 lm (3000K, optics version, 18W) 625 lm (3000K, diffuse version) |
| DELIVERED LUMEN OUTPUT | 631 lm (3000K, 30°, 12W) 1137 lm (3000K, 30°, 18W) 441 lm (3000K, diffuse optics) |
| NO. AND TYPE OF LED | 5, 9 power LEDs (optics version) power LED matrix (diffuse version) 1/4 ANSI BIN, 50000h L90 B10 (Ta 25°C) |
| MATERIAL | body in die-cast aluminium screen in serigraphed, tempered, transparent extra-clear glass (optics version) screen in serigraphed, sandblasted, tempered extra-clear glass (diffuse version) |
| POWER SUPPLY UNIT | built in |
| POWER CABLES | connection box with 0.50 m cable H05RN-F 2x0.75 Ø6.3 mm |
| MOUNTING | surface mounted (wall) |
| ACCESSORIES | see p. 276 |
| NOTES | DALI and 1-10V versions available on request |
| PHOTOMETRIC DATA | see p. 775 |



KOCCA 3.2



CE LED kg 4.05 IP65 IK06

A A+ A++ PID

15W 230Vac diffuse
KA3210 ■ **D E** White
KA3210 ■ **D F** Grey
KA3210 ■ **D H** Anthracite
KA3210 ■ **D T** Cor-ten

21W 230Vac optics version
KA3210 ■ **E** White
KA3210 ■ **F** Grey
KA3210 ■ **H** Anthracite
KA3210 ■ **T** Cor-ten

36W 230Vac optics version
KA3211 ■ **E** White
KA3211 ■ **F** Grey
KA3211 ■ **H** Anthracite
KA3211 ■ **T** Cor-ten

| | |
|---|--|
| ■ | F - 2700K 5 - 3000K 9 - 4000K |
| ■ | T - 7° S - 10° F - 30° |

727 lm (3000K, optics version, 21W) per beam
 1308 lm (3000K, optics version, 36W) per beam
 625 lm (3000K, diffuse version) per beam

631 lm (3000K, 30°, 21W) per beam
 1137 lm (3000K, 30°, 36W) per beam
 441 lm (3000K, diffuse optics) per beam

10, 18 power LEDs (optics version)
 power LED matrix (diffuse version)
 1/4 ANSI BIN, 50000h L90 B10 (Ta 25°C)

body in die-cast aluminium
 screen in serigraphed, tempered, transparent
 extra-clear glass (optics version)
 screen in serigraphed, sandblasted, tempered
 extra-clear glass (diffuse version)

built in

connection box with 0.50 m cable
 H05RN-F 2x0.75 Ø6.3 mm

surface mounted (wall)

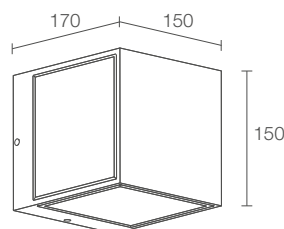
see p. 276

DALI and 1-10V versions available on request

see p. 775



KOCCA 3.4



CE LED kg 4.45 IP65 IK06

A A+ A++ PID

30W 230Vac diffuse
 40W 230Vac optics version
KA3410 ■ **E** White
KA3410 ■ **F** Grey
KA3410 ■ **H** Anthracite
KA3410 ■ **T** Cor-ten

| | |
|---|---|
| ■ | F - 2700K 5 - 3000K 9 - 4000K |
| ■ | T - 7° S - 10° F - 30° D - diffuse |

727 lm (3000K, optics version) per beam
 625 lm (3000K, diffuse version) per beam

631 lm (3000K, 30°) per beam
 441 lm (3000K, diffuse optics) per beam

20 power LEDs (optics version)
 power LED matrix (diffuse version)
 1/4 ANSI BIN, 50000h L90 B10 (Ta 25°C)

body in die-cast aluminium
 screen in serigraphed, tempered, transparent
 extra-clear glass (optics version)
 screen in serigraphed, sandblasted, tempered
 extra-clear glass (diffuse version)

built in

connection box with 0.50 m cable
 H05RN-F 2x0.75 Ø6.3 mm

surface mounted (wall)

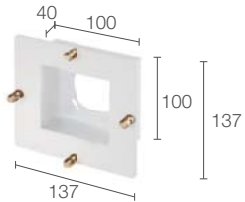
see p. 276

see p. 775

KOCCA

ACCESSORIES

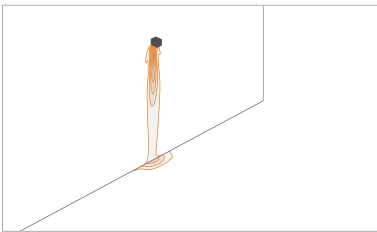
ACCESSORIES FOR INSTALLATION



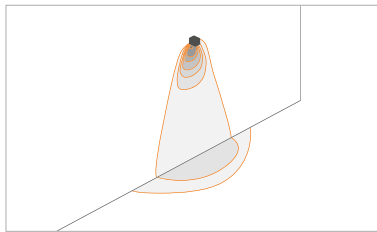
- WD0400E** - White
 - WD0400F** - Grey
 - WD0400H** - Anthracite
 - WD0400T** - Cor-ten
- Spacer
RAL finish available on request
(Kocca 3)

KOCCA 1: INSTALLATION AT A HEIGHT OF 2 METRES

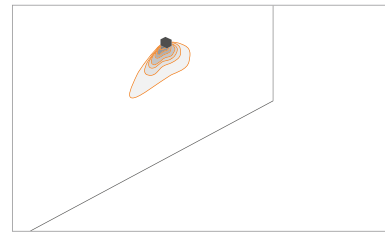
4W - asymmetrical, 10°



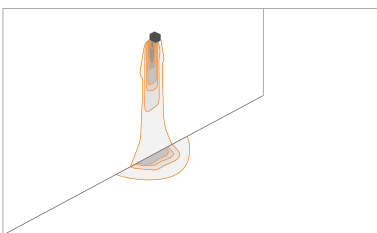
4W - asymmetrical, 70°



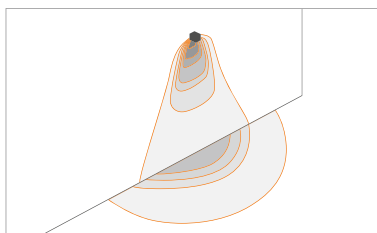
4W - asymmetrical, 140°



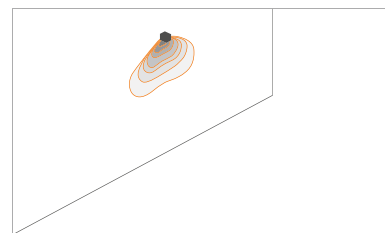
8.5W - asymmetrical, 10°



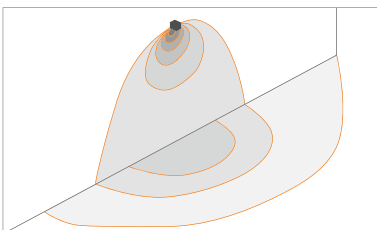
8.5W - asymmetrical, 70°




8.5W - asymmetrical, 140°



8.5W - diffuse





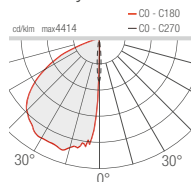


KOCCA

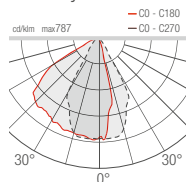
OUTDOOR WALL MOUNTED

KOCCA 1.1 4W

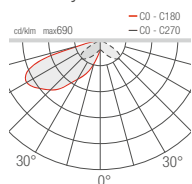
W - Asymmetrical 10°



K - Asymmetrical 70°

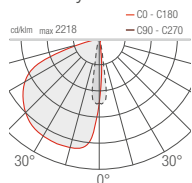


A - Asymmetrical 140°

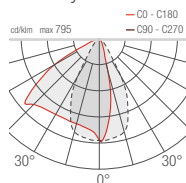


KOCCA 1.1 8.5W

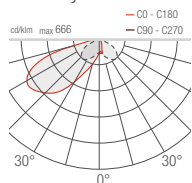
W - Asymmetrical 10°



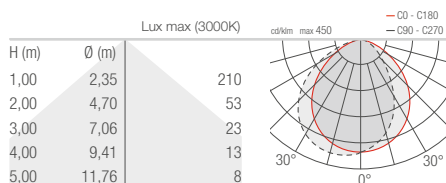
K - Asymmetrical 70°



A - Asymmetrical 140°

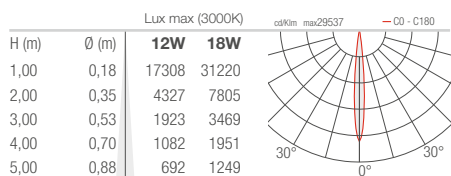


D - Diffuse

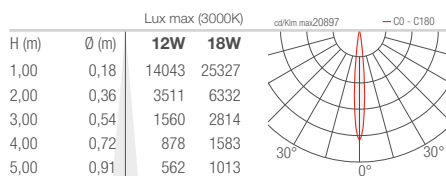


KOCCA 3.1

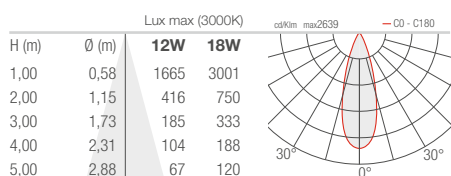
T - 7°



S - 10°



F - 30°



D - Diffuse

