



# GEKO

OUTDOOR WALL MOUNTED  
ARCHITECTURAL LIGHTING FOR WALLS AND FACADES



SINGLE BEAM



DOUBLE BEAM



2700K 3000K 4000K



diffuse



**GEKO 5.0** p. 266  
10W/16W 230Vac



**GEKO 6.0** p. 267  
16W/28W 230Vac



2700K 3000K 4000K 5000K



ultra-narrow



narrow



medium



wide



elliptical



asymmetrical



**GEKO 5.1** p. 266  
10W 230Vac



**GEKO 6.1** p. 267  
20W 230Vac

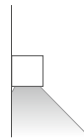
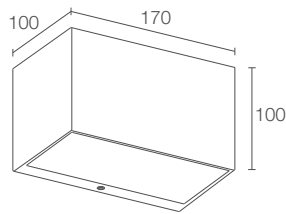
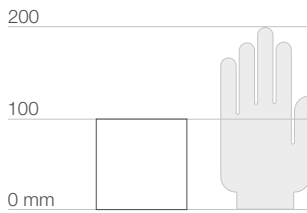
< **GEKO 5.1**  
3000K, 10W, 30°, grey

Light planning by / Cristian Turra  
Photo by / Alessio Tamborini  
Private residence, Brescia, Italy

# GEKO 5



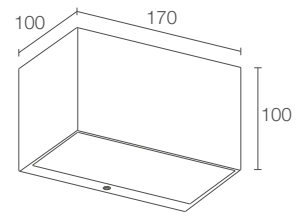
**GEKO 5.0**



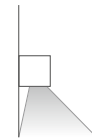
Diffuse



**GEKO 5.1**



Optics



Asymmetrical optics



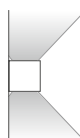
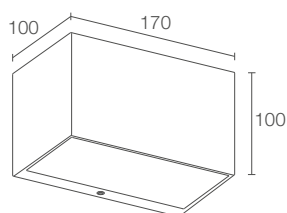
<b>POWER / POWER SUPPLY CODE</b>	<p>10W 230Vac  <b>GK5010</b> ■ <b>D E</b> White  <b>GK5010</b> ■ <b>D F</b> Grey  <b>GK5010</b> ■ <b>D H</b> Anthracite  <b>GK5010</b> ■ <b>D T</b> Cor-ten</p> <p>16W 230Vac  <b>GK5011</b> ■ <b>D E</b> White  <b>GK5011</b> ■ <b>D F</b> Grey  <b>GK5011</b> ■ <b>D H</b> Anthracite  <b>GK5011</b> ■ <b>D T</b> Cor-ten</p>
■ <b>LED COLOUR</b>	<p><b>F</b> - 2700K  <b>5</b> - 3000K  <b>9</b> - 4000K</p>
■ <b>OPTICS</b>	diffuse
<b>LUMEN OUTPUT AT SOURCE</b>	713 lm (3000K, 10W) 1120 lm (3000K, 16W)
<b>DELIVERED LUMEN OUTPUT</b>	531 lm (3000K, 10W) 831 lm (3000K, 16W)
<b>NO. AND TYPE OF LED</b>	power LED matrix 3-step MacAdam, 50000h L80 B10 (Ta 25°C)
<b>MATERIAL</b>	body in die-cast aluminium screen in serigraphed, sandblasted, tempered extra-clear glass
<b>POWER SUPPLY UNIT</b>	built in
<b>POWER CABLES</b>	connection box with 0.30 m cable
<b>MOUNTING</b>	surface mounted (wall)
<b>ACCESSORIES</b>	see p. 268
<b>PHOTOMETRIC DATA</b>	see p. 764

<b>POWER / POWER SUPPLY CODE</b>	<p>10W 230Vac  <b>GK5110</b> ■ <b>E</b> White  <b>GK5110</b> ■ <b>F</b> Grey  <b>GK5110</b> ■ <b>H</b> Anthracite  <b>GK5110</b> ■ <b>T</b> Cor-ten</p>
■ <b>LED COLOUR</b>	<p><b>F</b> - 2700K  <b>5</b> - 3000K  <b>9</b> - 4000K  <b>0</b> - 5000K</p>
■ <b>OPTICS</b>	<p><b>T</b> - 7°  <b>S</b> - 10°  <b>F</b> - 30°  <b>K</b> - 70°  <b>W</b> - 10°x45°  <b>A</b> - asymmetrical</p>
<b>LUMEN OUTPUT AT SOURCE</b>	727 lm (3000K)
<b>DELIVERED LUMEN OUTPUT</b>	535 lm (3000K, 30°)
<b>NO. AND TYPE OF LED</b>	5 power LEDs 1/4 ANSI BIN, 50000h L90 B10 (Ta 25°C)
<b>MATERIAL</b>	body in die-cast aluminium screen in serigraphed, tempered, transparent extra-clear glass
<b>POWER SUPPLY UNIT</b>	built in
<b>POWER CABLES</b>	connection box with 0.30 m cable
<b>MOUNTING</b>	surface mounted (wall)
<b>ACCESSORIES</b>	see p. 268
<b>PHOTOMETRIC DATA</b>	see p. 764

# GEKO 6



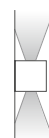
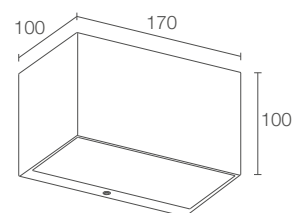
**GEKO 6.0**



Diffuse



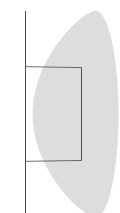

**GEKO 6.1**



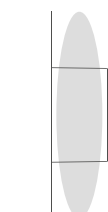
Optics



Asymmetrical optics



10°x45° optics  
(Geko 5.1 / 6.1)



Asymmetrical optics  
(Geko 5.1 / 6.1)

**POWER / POWER SUPPLY CODE**

16W 230Vac  
**GK6010** ■ **D E** White  
**GK6010** ■ **D F** Grey  
**GK6010** ■ **D H** Anthracite  
**GK6010** ■ **D T** Cor-ten

28W 230Vac  
**GK6011** ■ **D E** White  
**GK6011** ■ **D F** Grey  
**GK6011** ■ **D H** Anthracite  
**GK6011** ■ **D T** Cor-ten

■ **LED COLOUR**

**F** - 2700K  
**5** - 3000K  
**9** - 4000K

■ **OPTICS**

diffuse

**LUMEN OUTPUT AT SOURCE**

713 lm (3000K, 16W) per beam  
 1120 lm (3000K, 28W) per beam

**DELIVERED LUMEN OUTPUT**

531 lm (3000K, 16W) per beam  
 831 lm (3000K, 28W) per beam

**NO. AND TYPE OF LED**

power LED matrix  
 3-step MacAdam, 50000h L80 B10 (Ta 25°C)

**MATERIAL**

body in die-cast aluminium  
 screen in serigraphed, sandblasted,  
 tempered extra-clear glass

**POWER SUPPLY UNIT**

built in

**POWER CABLES**

connection box with 0.30 m cable

**MOUNTING**

surface mounted (wall)

**ACCESSORIES**

see p. 268

**PHOTOMETRIC DATA**

see p. 764

20W 230Vac

**GK6110** ■ **E** White  
**GK6110** ■ **F** Grey  
**GK6110** ■ **H** Anthracite  
**GK6110** ■ **T** Cor-ten

■ **F** - 2700K  
**5** - 3000K  
**9** - 4000K  
**0** - 5000K

■ **T** - 7°  
**S** - 10°  
**F** - 30°  
**K** - 70°  
**W** - 10°x45°  
**A** - asymmetrical

727 lm (3000K) per beam

535 lm (3000K, 30°) per beam

10 power LEDs  
 1/4 ANSI BIN, 50000h L90 B10 (Ta 25°C)

body in die-cast aluminium  
 screen in serigraphed, tempered, transparent  
 extra-clear glass

built in

connection box with 0.30 m cable

surface mounted (wall)

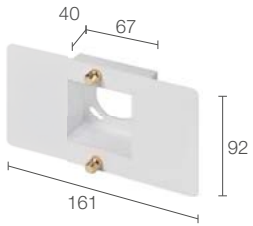
see p. 268

see p. 764

# GEKO

## ACCESSORIES

### ACCESSORIES FOR INSTALLATION



**WD0300E** - White  
**WD0300F** - Grey  
**WD0300H** - Anthracite  
**WD0300T** - Cor-ten  
Spacer  
RAL finish available on request

**GEKO 6.1** >  
2700K, 20W, 10°, white  
Light planning by / LuceDomotica  
Hilton Garden Inn, Bucharest, Romania

∨  
**GEKO 5.1**  
with asymmetrical optics

∨  
**GEKO 5.1**  
with 70° optics



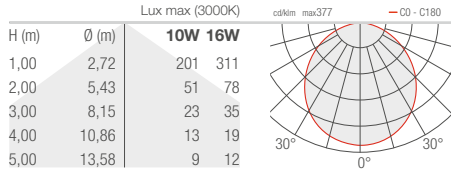


# GEKO

## OUTDOOR WALL MOUNTED

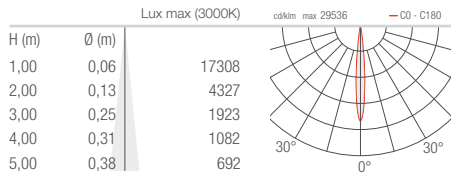
### GEKO 5.0

#### D - Diffuse

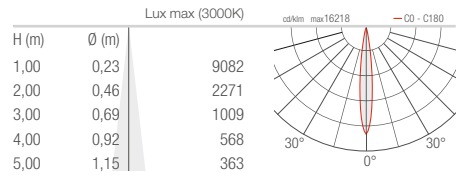


### GEKO 5.1

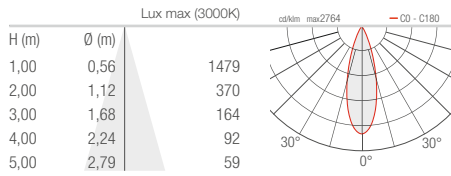
#### T - 7°



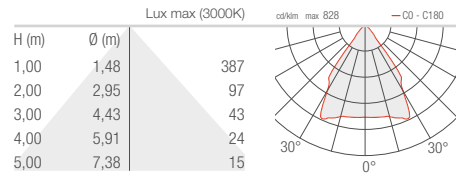
#### S - 10°



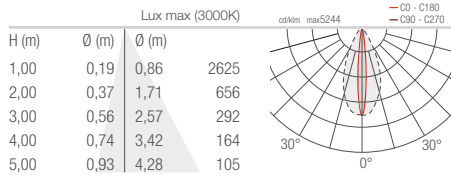
#### F - 30°



#### K - 70°



#### W - 10°x45°



#### A - Asymmetrical

