


# BITTA

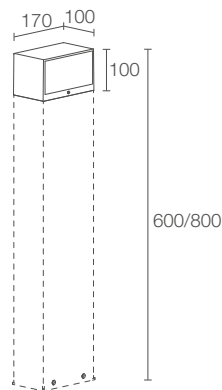
BOLLARDS FOR OUTDOOR APPLICATIONS





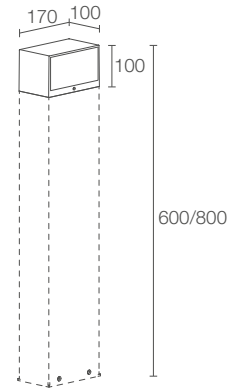


### BITTA 1.0



CE LED TECH kg 4.80 h 600 mm kg 5.70 h 800 mm IP65 IK07  
A A+ A++ PID

### BITTA 1.1



CE LED TECH kg 4.80 h 600 mm kg 5.70 h 800 mm IP65 IK07  
A A+ A++ PID

<b>POWER / POWER SUPPLY CODE</b>	10W 230Vac <b>BT1010</b> A E White <b>BT1010</b> A F Grey <b>BT1010</b> A H Anthracite <b>BT1010</b> A T Cor-ten
<b>LED COLOUR</b>	F - 2700K 5 - 3000K 9 - 4000K 0 - 5000K
<b>OPTICS</b>	asymmetrical
<b>LUMEN OUTPUT AT SOURCE</b>	727 lm (3000K)
<b>DELIVERED LUMEN OUTPUT</b>	256 lm (3000K)
<b>NO. AND TYPE OF LED</b>	5 power LEDs 1/4 ANSI BIN, 50000h L90 B10 (Ta 25°C)
<b>MATERIAL</b>	head in die-cast aluminium column in stainless steel screen in serigraphed, tempered, transparent extra-clear glass
<b>POWER SUPPLY UNIT</b>	built in
<b>POWER CABLES</b>	connection box with 0.30 m cable
<b>MOUNTING</b>	surface mounted (ground)
<b>ACCESSORIES</b>	see p. 418
<b>PHOTOMETRIC DATA</b>	see p. 729

<b>POWER / POWER SUPPLY CODE</b>	20W 230Vac <b>BT1110</b> A E White <b>BT1110</b> A F Grey <b>BT1110</b> A H Anthracite <b>BT1110</b> A T Cor-ten
<b>LED COLOUR</b>	F - 2700K 5 - 3000K 9 - 4000K 0 - 5000K
<b>OPTICS</b>	asymmetrical
<b>LUMEN OUTPUT AT SOURCE</b>	727 lm (3000K) per beam
<b>DELIVERED LUMEN OUTPUT</b>	256 lm (3000K) per beam
<b>NO. AND TYPE OF LED</b>	10 power LEDs 1/4 ANSI BIN, 50000h L90 B10 (Ta 25°C)
<b>MATERIAL</b>	head in die-cast aluminium column in stainless steel screen in serigraphed, tempered, transparent extra-clear glass
<b>POWER SUPPLY UNIT</b>	built in
<b>POWER CABLES</b>	connection box with 0.30 m cable
<b>MOUNTING</b>	surface mounted (ground)
<b>ACCESSORIES</b>	see p. 418
<b>PHOTOMETRIC DATA</b>	see p. 729

# BITTA

## ACCESSORIES

### ACCESSORIES FOR INSTALLATION



h 600 mm including head

**WT60600E** - White

**WT60600F** - Grey

**WT60600H** - Anthracite

**WT60600T** - Cor-ten

Column



h 800 mm including head

**WT60800E** - White

**WT60800F** - Grey

**WT60800H** - Anthracite

**WT60800T** - Cor-ten

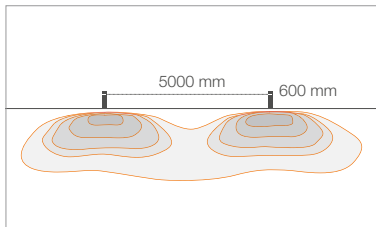
Column

RAL finish available on request

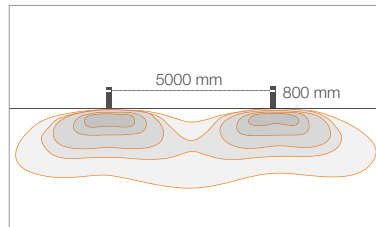
## POSITIONING DIAGRAMS

### BITTA 1.0

**A** - Asymmetrical



**A** - Asymmetrical





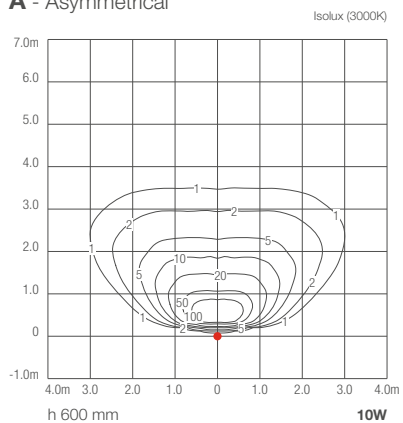


# BITTA

## OUTDOOR BOLLARDS

### BITTA 1.0

**A - Asymmetrical**



**A - Asymmetrical**

