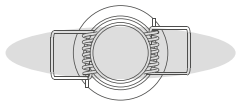
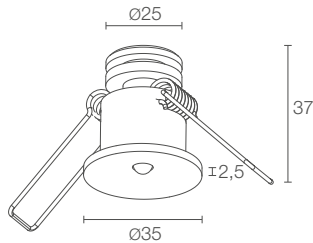


# EYES 2



**EYES 2.0**



10°x45° optics  
(Eyes 2.1)

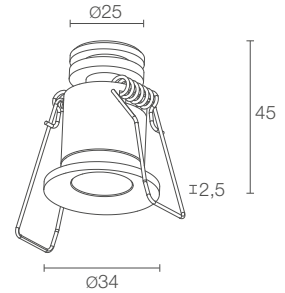
Ø 110 mm  
H 90 mm

Ø 30 mm

CE LED ENEC III kg 0.10 IP40 IP44 installed  
A A+ A++ EPS



**EYES 2.1**



Ø 110 mm  
H 90 mm

Ø 30 mm

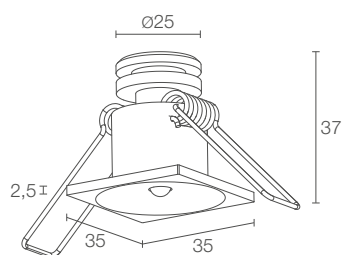
CE LED ENEC III kg 0.10 IP40 IP44 installed  
A A+ A++ EPS

|                                  |  |
|----------------------------------|--|
| <b>POWER / POWER SUPPLY CODE</b> | max 2W max 500mA<br>F1235 <b>D E B</b> White<br>F1235 <b>D E C</b> Chrome<br>F1235 <b>D E D</b> Gold<br>F1235 <b>D E S</b> Satin<br>F1235 <b>D E N</b> Black |
| <b>LED COLOUR</b>                | F - 2700K<br>5 - 3000K<br>9 - 4000K<br>0 - 5000K<br>1 - blue<br>2200K on request   |
| <b>OPTICS</b>                    | diffuse  |
| <b>LUMEN OUTPUT AT SOURCE</b>    | 145 lm (3000K, 500mA)  |
| <b>DELIVERED LUMEN OUTPUT</b>    | 73 lm (3000K, 500mA)   |
| <b>NO. AND TYPE OF LED</b>       | 1 power LED<br>1/4 ANSI BIN (white LED colour)<br>50000h L90 B10 (Ta 25°C)   |
| <b>MATERIAL</b>                  | body in anodized aluminium<br>trim in brass<br>screen in transparent polycarbonate   |
| <b>POWER SUPPLY UNIT</b>         | not included, see p. 523 and 844   |
| <b>POWER CABLES</b>              | includes 1.5 m PVC cable<br>FROR 2x0.35 Ø3.5 mm  |
| <b>WIRING</b>                    | series   |
| <b>MOUNTING</b>                  | recessed (ceiling)   |
| <b>ACCESSORIES</b>               | see p. 522   |
| <b>NOTES</b>                     |  |
| <b>PHOTOMETRIC DATA</b>          | see p. 762   |

|                                  |  |
|----------------------------------|--|
| <b>POWER / POWER SUPPLY CODE</b> | max 2W max 500mA<br>F1235 <b>E B</b> White<br>F1235 <b>E C</b> Chrome<br>F1235 <b>E D</b> Gold<br>F1235 <b>E S</b> Satin<br>F1235 <b>E N</b> Black |
| <b>LED COLOUR</b>                | F - 2700K<br>5 - 3000K<br>9 - 4000K<br>0 - 5000K<br>1 - blue<br>2200K on request   |
| <b>OPTICS</b>                    | S - 10°<br>M - 20°<br>L - 40°<br>W - 10°x45°   |
| <b>LUMEN OUTPUT AT SOURCE</b>    | 145 lm (3000K, 500mA)  |
| <b>DELIVERED LUMEN OUTPUT</b>    | 115 lm (3000K, 500mA, 20°)   |
| <b>NO. AND TYPE OF LED</b>       | 1 power LED<br>1/4 ANSI BIN (white LED colour)<br>50000h L90 B10 (Ta 25°C)   |
| <b>MATERIAL</b>                  | body in anodized aluminium<br>trim in brass  |
| <b>POWER SUPPLY UNIT</b>         | not included, see p. 523 and 844   |
| <b>POWER CABLES</b>              | includes 1.5 m PVC cable<br>FROR 2x0.35 Ø3.5 mm  |
| <b>WIRING</b>                    | series   |
| <b>MOUNTING</b>                  | recessed (ceiling)   |
| <b>ACCESSORIES</b>               | see p. 522   |
| <b>NOTES</b>                     | 24Vdc version: Eyes 2.7, p. 521  |
| <b>PHOTOMETRIC DATA</b>          | see p. 762   |



**EYES 2.2**



Ø 110 mm  
H 90 mm

Ø 30 mm

CE LED III kg 0.10 IP40 IP44 installed  
A A+ A++ EPS

max 2W max 500mA

FQ1235 **D E B** White  
FQ1235 **D E C** Chrome  
FQ1235 **D E D** Gold  
FQ1235 **D E S** Satin  
FQ1235 **D E N** Black

F - 2700K  
5 - 3000K  
9 - 4000K  
0 - 5000K  
1 - blue  
2200K on request

diffuse

145 lm (3000K, 500mA)

73 lm (3000K, 500mA)

1 power LED  
1/4 ANSI BIN (white LED colour)  
50000h L90 B10 (Ta 25°C)

body in anodized aluminium  
trim in brass  
screen in transparent polycarbonate

not included, see p. 523 and 844

includes 1.5 m PVC cable  
FROR 2x0.35 Ø3.5 mm

series

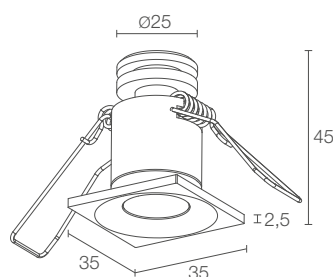
recessed (ceiling)

see p. 522

see p. 762



**EYES 2.3**



Ø 110 mm  
H 90 mm

Ø 30 mm

CE LED III kg 0.10 IP40 IP44 installed  
A A+ A++ EPS

max 2W max 500mA

FQ1235 **E B** White  
FQ1235 **E C** Chrome  
FQ1235 **E D** Gold  
FQ1235 **E S** Satin  
FQ1235 **E N** Black

F - 2700K  
5 - 3000K  
9 - 4000K  
0 - 5000K  
1 - blue  
2200K on request

S - 10°  
M - 20°  
L - 40°  
W - 10°x45°

145 lm (3000K, 500mA)

115 lm (3000K, 500mA, 20°)

1 power LED  
1/4 ANSI BIN (white LED colour)  
50000h L90 B10 (Ta 25°C)

body in anodized aluminium  
trim in brass

not included, see p. 523 and 844

includes 1.5 m PVC cable  
FROR 2x0.35 Ø3.5 mm

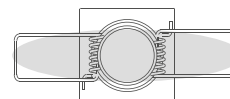
series

recessed (ceiling)

see p. 522

24Vdc version: Eyes 2.9, p. 521

see p. 762



10°x45° optics  
(Eyes 2.3)



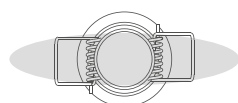
# EYES 2



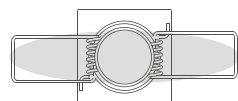
**EYES 2.7**



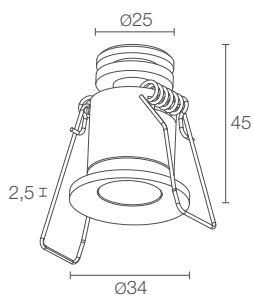
**EYES 2.9**



10°x45° optics  
(Eyes 2.7)



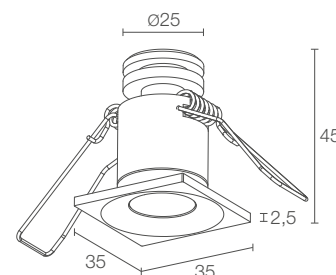
10°x45° optics  
(Eyes 2.9)



Ø 110 mm  
H 90 mm

Ø 30 mm

CE kg 0.10 IP40 IP44 installed  
A A+ A++



Ø 110 mm  
H 90 mm

Ø 30 mm

CE kg 0.10 IP40 IP44 installed  
A A+ A++

**POWER / POWER SUPPLY CODE**

2W 24Vdc  
**F2700** **B** White  
**F2700** **C** Chrome  
**F2700** **D** Gold  
**F2700** **S** Satin  
**F2700** **N** Black

**LED COLOUR**

**F** - 2700K  
**5** - 3000K  
**9** - 4000K  
**0** - 5000K  
**1** - blue  
 2200K on request

**OPTICS**

**S** - 10°  
**M** - 20°  
**L** - 40°  
**W** - 10°x45°

**LUMEN OUTPUT AT SOURCE**

145 lm (3000K)

**DELIVERED LUMEN OUTPUT**

115 lm (3000K, 20°)

**NO. AND TYPE OF LED**

1 power LED  
 1/4 ANSI BIN (white LED colour)  
 50000h L90 B10 (Ta 25°C)

**MATERIAL**

body in anodized aluminium  
 trim in brass

**POWER SUPPLY UNIT**

not included, see p. 523

**POWER CABLES**

includes 1.5 m PVC cable  
 FROR 2x0.35 Ø3.5 mm

**MOUNTING**

recessed (ceiling)

**ACCESSORIES**

see p. 522

**NOTES**

500mA version: Eyes 2.1, p. 518

**PHOTOMETRIC DATA**

see p. 762

2W 24Vdc

**F2900** **B** White  
**F2900** **C** Chrome  
**F2900** **D** Gold  
**F2900** **S** Satin  
**F2900** **N** Black

**F** - 2700K  
**5** - 3000K  
**9** - 4000K  
**0** - 5000K  
**1** - blue  
 2200K on request

**S** - 10°  
**M** - 20°  
**L** - 40°  
**W** - 10°x45°

145 lm (3000K)

115 lm (3000K, 20°)

1 power LED  
 1/4 ANSI BIN (white LED colour)  
 50000h L90 B10 (Ta 25°C)

body in anodized aluminium  
 trim in brass

not included, see p. 523

includes 1.5 m PVC cable  
 FROR 2x0.35 Ø3.5 mm

recessed (ceiling)

see p. 522

500mA version: Eyes 2.3, p. 519

see p. 762

< EYES 2.1  
 4000K, 2W, 20°, white

Project and light planning by /  
 Studio Casolaro Giuseppe e Ottavio  
 Offices, Foggia, Italy

# EYES

## ACCESSORIES AND POWER SUPPLY UNITS

---

### ACCESSORIES FOR INSTALLATION



#### **WC0202**

Outer casing for solid walls  
(Eyes 2.0 / 2.1 / 2.2 / 2.3 / 2.7 / 2.9)

---

### POWER CABLES

PVC cable  
FROR 2x0.35 Ø3.5 mm  
your choice of length

#### **WF0110**

(Eyes 1.0 / 1.2 / 2.0 / 2.1 / 2.2 / 2.3)

order together  
with the lighting fixture

**POWER SUPPLY UNITS** Eyes 1.0 / 1.2

| Max no. fixtures | PSU        | IP | Page        |
|------------------|------------|----|-------------|
| 1/3              | A13350VL   | 20 | 845         |
| 1/15             | ACUNI020T1 | 20 | 844 845     |
| 3/9              | A19350QL   | 20 | 845         |
| 5/12             | A312350QL  | 20 | 845         |
| 1/12 dimmer      | ADUNITC    | 20 | 848 849 850 |

**POWER SUPPLY UNITS** Eyes 2.0 / 2.1 / 2.2 / 2.3**350mA**

| Max no. fixtures | PSU        | IP | Page        |
|------------------|------------|----|-------------|
| 1/3              | A13350VL   | 20 | 845         |
| 1/15             | ACUNI020T1 | 20 | 844 845     |
| 3/9              | A19350QL   | 20 | 845         |
| 5/12             | A312350QL  | 20 | 845         |
| 1/12 dimmer      | ADUNITC    | 20 | 848 849 850 |

**500mA**

| Max no. fixtures | PSU        | IP | Page        |
|------------------|------------|----|-------------|
| 1/3              | A13500TC   | 20 | 845         |
| 1/10             | ACUNI020T1 | 20 | 844 845     |
| 2/5              | A15500QL   | 20 | 845         |
| 5/10             | A310500QL  | 20 | 845         |
| 1/12 dimmer      | ADUNITC    | 20 | 848 849 850 |

**POWER SUPPLY UNITS** Eyes 1.6 / 1.8 / 2.7 / 2.9

| Max no. fixtures | PSU   | IP | Page |
|------------------|-------|----|------|
| 1...n            | 24Vdc | 20 | 847  |

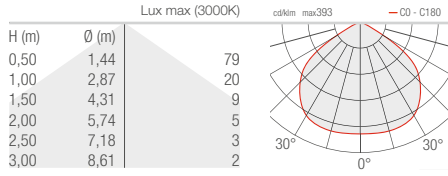
# EYES

## INDOOR RECESSED

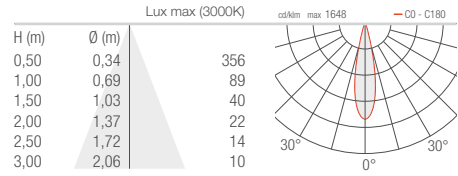
### EYES 1.0

1.2  
1.6  
1.8

**D - Diffuse**



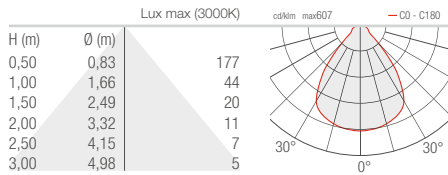
**F - 40°**



### EYES 2.0

2.2

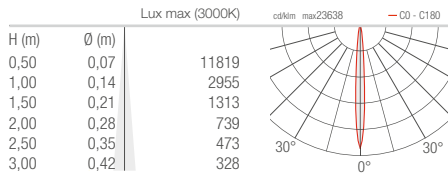
**D - Diffuse**



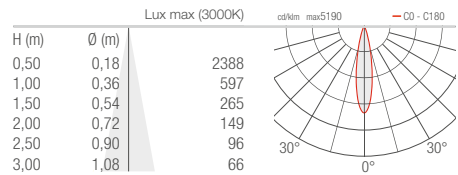
### EYES 2.1

2.3  
2.7  
2.9

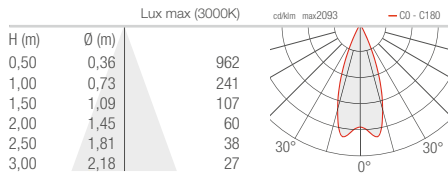
**S - 10°**



**M - 20°**



**L - 40°**



**W - 10°x45°**

