L&L

Luce&Light

LIGHT UP YOUR PROJECTS

L&L

Luce&Light



OUTDOOR LINEAR PROFILES

TAGO

1.0 / 1.1 / 1.3
P. 14 / 15

2.0 / 2.1 / 2.3
P. 16 / 17

3.0 / 3.1 / 3.3
P. 18 / 19

INDOOR WALL MOUNTED

BERICA

1.0
P. 26

1.1
P. 27

1.2
P. 27

2.0
P. 28

2.1
P. 29

2.2
P. 29

3.0
P. 30

3.1
P. 31

3.2
P. 31

INDOOR CEILING MOUNTED

INTONO C

2.3
P. 38

3.3
P. 39

3.8
P. 39

OUTDOOR PROJECTORS

GINKO

4.0
P. 45

PIVOT

MINI 1
P. 53

1.7
P. 54

1.8
P. 55

2.0
P. 56

SPOT

1.0 / 1.6
P. 63

2.4
P. 64

3.4
P. 65

4.4
P. 66

OUTDOOR RECESSED

CORSO



1.0
P. 74

2.0
P. 74

3.0
P. 75

4.0
P. 75

INDOOR PROJECTORS

GEM

MINI 1
P. 80

1.1
P. 81

2.1
P. 81

INDOOR RECESSED

EYES

1.0 / 1.6
P. 86 / 87

1.2 / 1.8
P. 86 / 87

2.R / 2.T
P. 88 / 89

2.S / 2.U
P. 88 / 89

NEWS 2021

NEW PRODUCTS AND RANGE ADDITIONS

TAGO
BERICA
INTONO C
GINKO
PIVOT
SPOT
CORSO
GEM
EYES

TAGO

OUTDOOR LINEAR PROFILES
ARCHITECTURAL LIGHTING FOR FACADES



ON/OFF, DALI, 0/1-10V

2200K 2700K 3000K 4000K

RECESSED, WITH REBATED FRAME

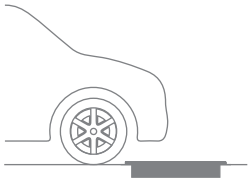

NEW **TAGO 1.0** p. 14
14W 230Vac
322 mm

NEW **TAGO 1.1** p. 15
24W 230Vac
572 mm

NEW **TAGO 1.3** p. 15
51W 230Vac
1072 mm

RECESSED FLUSH, WITHOUT FRAME



NEW **TAGO 2.0** p. 16
14W 230Vac
279 mm

NEW **TAGO 2.1** p. 17
24W 230Vac
529 mm

NEW **TAGO 2.3** p. 17
51W 230Vac
1029 mm

SURFACE MOUNTED, WITH BRACKETS

NEW **TAGO 3.0** p. 18
14W 230Vac
286 mm

NEW **TAGO 3.1** p. 19
24W 230Vac
536 mm

NEW **TAGO 3.3** p. 19
51W 230Vac
1036 mm

< **TAGO 2.0**
3000K, 14W, 31°, with honeycomb louvre


11°


17°


31°

69°


20°x49°

wall washer


wall grazing

AVAILABLE
IN DALI AND
0/1–10V DIMMABLE
VERSIONS

IK09

UP-TO-10-MM-THICK
TRANSPARENT, TEMPERED
EXTRA-CLEAR GLASS WITH
GREY-VITRIFIED SERIGRAPHY,
HIGH-TRANSMITTANCE
TO ENSURE CHROMATIC
HOMOGENEITY, AND
EXCELLENT RESISTANCE TO
KNOCKS AND SCRATCHES



TAGO 1 / 2
DRIVE-OVER
UP TO 2000 KG

BODY MADE OF
ANTICORODAL
LOW-COPPER-CONTENT
ALUMINIUM EN AW 6060 T5
FOR EXCELLENT
HEAT DISSIPATION,
MANUFACTURED
FROM AN EXTRUDED
PROFILE AND
SUBSEQUENTLY
ANODIZED DEEP BLACK
FOR EXCELLENT
RESISTANCE
TO CORROSION

PROFILE CENTRE
DISTANCE FROM WALL
WALL WASHER OPTICS: 50 CM
OTHER OPTICS: 20 CM

TAGO

UNIQUE SELLING POINTS

BUILT-IN PROTECTION SYSTEMS:

IPS
INTELLIGENT PROTECTION SYSTEM

PID
PROTECTIVE IMPEDANCE DEVICE

IP65
IP67
SUITABLE FOR OUTDOOR APPLICATIONS

ANTI-GLARE RECESSED OPTICS TO ENSURE VISUAL COMFORT

BUILT-IN POWER SUPPLY UNIT

ANTI-GLARE ACCESSORIES. THE HONEYCOMB LOUVRE OR ANTI-GLARE SHIELD, WHICH CAN BE ORDERED AT THE SAME TIME AS THE FIXTURE, IS MOUNTED ON THE OPTICAL UNIT, SO THAT THE CHOSEN OPTION TILTS TOGETHER WITH THE OPTICS IN THE RECESSED VERSION

AVAILABLE WITH 2200K LED COLOUR



TAGO 1 / 2
TILTING SYSTEM INSIDE THE OPTICAL UNIT

The light direction can be altered by +/- 20° externally with a simple adjustment on the end caps, without compromising the fixture's IP65 or IP67 protection level.

TAGO 3
THE BRACKET WITH TWO PIVOT POINTS ALLOWS THE LIGHT OUTPUT TO BE PRECISELY DIRECTED

IN/OUT CONNECTION

Easy wiring with quick connectors designed to connect the profiles in a line in the dimmable versions.

TAGO 1

TAGO 1.0

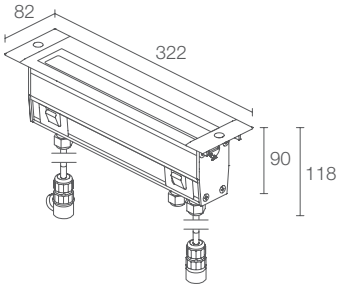

On/off version: 1 cable gland
DALI, 0/1–10V version: 3 cable glands, 2 connectors

CE LED TECH kg 1.324 kg 2000 IK09 IP65 IP67

A A+ A++ IPS PID T max 40°C DALI 0/1-10V

POWER / POWER SUPPLY **CODE**	14W 230Vac 322 mm pitch 20 **TG10100** ■ **0** ■ **0** ■ **N** Anodized black
■ **CONTROL SYSTEM**	**0** - on/off **2** - 0/1-10V **D** - DALI
■ **OPTICAL ACCESSORIES**	**0** - none **1** - honeycomb louvre (not compatible with 11°, 17°, wall grazing and wall washer optics) **2** - anti-glare shield (not compatible with 11°, wall grazing and wall washer optics)
■ **LED COLOUR**	**N** - 2200K **F** - 2700K **5** - 3000K **9** - 4000K
■ **OPTICS**	**S** - 11° tiltable ±20° **M** - 17° tiltable ±20° **L** - 31° tiltable ±20° **K** - 69° tiltable ±20° **W** - 20°x49° tiltable ±20° **G** - wall grazing tiltable ±20° **A** - wall washer tiltable ±20°
LUMEN OUTPUT AT SOURCE	1492 lm (3000K)
DELIVERED LUMEN OUTPUT	1117 lm (3000K, 31°)
NO. AND TYPE OF LED	12 SMD LEDs pitch 20 mm, 2-step MacAdam, 60000h L80 B10 (Ta 25°C) 2200K: 3-step MacAdam, 60000h L80 B10 (Ta 25°C)
MATERIAL	body in black-anodized anticorodal aluminium screen in serigraphed-grey and transparent, tempered extra-clear glass; screen in grey-serigraphed, acid-etched, tempered extra-clear glass (wall-washer optics) caps in technopolymer
POWER SUPPLY UNIT	built in
POWER CABLES	on/off: includes 1.5 m neoprene cable H07RN-F 3x1.0 Ø9.3 mm; DALI, 0/1-10V: includes 1 x 1.5 m neoprene cable H07RN-F 3x1.0 Ø9.3 mm and 2 x 0.75 m neoprene cables H05RN-F 2x1.0 Ø6.7 mm
MOUNTING	recessed (ground)
ACCESSORIES	see p. 20
FEATURES	anti-glare accessories, honeycomb louvre and anti-glare shield, built into the lighting fixture and tiltable together with the optics
PHOTOMETRIC DATA	see p. 108

TAGO 1.1

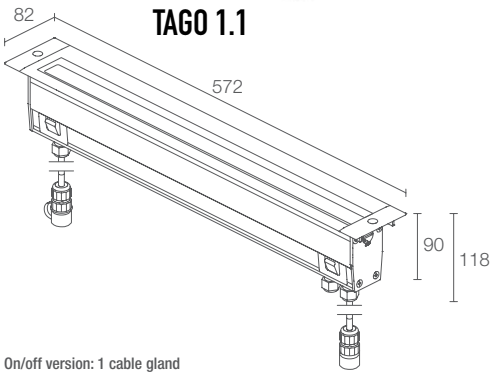

On/off version: 1 cable gland
DALI, 0/1–10V version: 3 cable glands, 2 connectors

kg 2.104 kg 2000 IK09 IP65 IP67

A A+ A++ IPS PID T max 40°C DALI 0/1-10V

	24W 230Vac 572 mm pitch 20 **TG11100** ■ **0** ■ **0** ■ **N** Anodized black
■	**0** - on/off **2** - 0/1-10V **D** - DALI
■	**0** - none **1** - honeycomb louvre (not compatible with 11°, 17°, wall grazing and wall washer optics) **2** - anti-glare shield (not compatible with 11°, wall grazing and wall washer optics)
■	**N** - 2200K **F** - 2700K **5** - 3000K **9** - 4000K
■	**S** - 11° tiltable ±20° **M** - 17° tiltable ±20° **L** - 31° tiltable ±20° **K** - 69° tiltable ±20° **W** - 20°x49° tiltable ±20° **G** - wall grazing tiltable ±20° **A** - wall washer tiltable ±20°
	2984 lm (3000K)
	2234 lm (3000K, 31°)
	24 SMD LEDs pitch 20 mm, 2-step MacAdam, 60000h L80 B10 (Ta 25°C) 2200K: 3-step MacAdam, 60000h L80 B10 (Ta 25°C)
	body in black-anodized anticorodal aluminium screen in serigraphed-grey and transparent, tempered extra-clear glass; screen in grey-serigraphed, acid-etched, tempered extra-clear glass (wall-washer optics) caps in technopolymer
	built in
	on/off: includes 1.5 m neoprene cable H07RN-F 3x1.0 Ø9.3 mm; DALI, 0/1-10V: includes 1 x 1.5 m neoprene cable H07RN-F 3x1.0 Ø9.3 mm and 2 x 0.75 m neoprene cables H05RN-F 2x1.0 Ø6.7 mm
	recessed (ground)
	see p. 20
	anti-glare accessories, honeycomb louvre and anti-glare shield, built into the lighting fixture and tiltable together with the optics
	see p. 108

TAGO 1.3

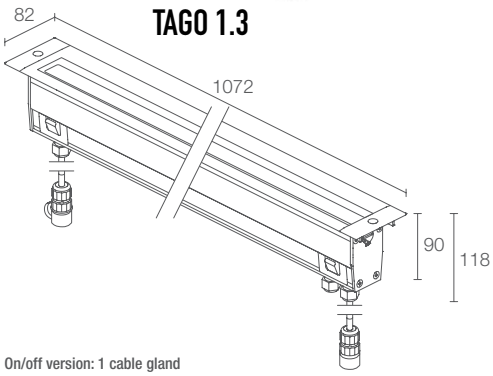

On/off version: 1 cable gland
DALI, 0/1–10V version: 3 cable glands, 2 connectors

kg 4.082 kg 2000 IK09 IP65 IP67

A A+ A++ IPS PID T max 40°C DALI 0/1-10V

	51W 230Vac 1072 mm pitch 20 **TG13100** ■ **0** ■ **0** ■ **N** Anodized black
■	**0** - on/off **2** - 0/1-10V **D** - DALI
■	**0** - none **1** - honeycomb louvre (not compatible with 11°, 17°, wall grazing and wall washer optics) **2** - anti-glare shield (not compatible with 11°, wall grazing and wall washer optics)
■	**N** - 2200K **F** - 2700K **5** - 3000K **9** - 4000K
■	**S** - 11° tiltable ±20° **M** - 17° tiltable ±20° **L** - 31° tiltable ±20° **K** - 69° tiltable ±20° **W** - 20°x49° tiltable ±20° **G** - wall grazing tiltable ±20° **A** - wall washer tiltable ±20°
	5968 lm (3000K)
	4469 lm (3000K, 31°)
	48 SMD LEDs pitch 20 mm, 2-step MacAdam, 60000h L80 B10 (Ta 25°C) 2200K: 3-step MacAdam, 60000h L80 B10 (Ta 25°C)
	body in black-anodized anticorodal aluminium screen in serigraphed-grey and transparent, tempered extra-clear glass; screen in grey-serigraphed, acid-etched, tempered extra-clear glass (wall-washer optics) caps in technopolymer
	built in
	on/off: includes 1.5 m neoprene cable H07RN-F 3x1.0 Ø9.3 mm; DALI, 0/1-10V: includes 1 x 1.5 m neoprene cable H07RN-F 3x1.0 Ø9.3 mm and 2 x 0.75 m neoprene cables H05RN-F 2x1.0 Ø6.7 mm
	recessed (ground)
	see p. 20
	anti-glare accessories, honeycomb louvre and anti-glare shield, built into the lighting fixture and tiltable together with the optics
	see p. 108

TAGO 2

TAGO 2.0

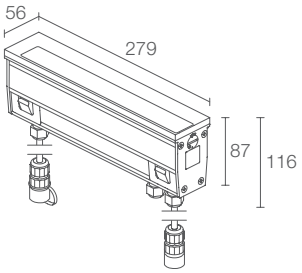

On/off version: 1 cable gland
DALI, 0/1–10V version: 3 cable glands, 2 connectors

CE LED TECH kg 1.16 kg 2000 IK09 IP65 IP67
A A+ A++ IPS PID T max 40°C DALI 0/1-10V

POWER / POWER SUPPLY **CODE**	14W 230Vac 279 mm pitch 20 **TG20100 ■ 0 ■ 0 ■ V**
■ **CONTROL SYSTEM**	**0** - on/off **2** - 0/1-10V **D** - DALI
■ **OPTICAL ACCESSORIES**	**0** - none **1** - honeycomb louvre (not compatible with 11°, 17°, wall grazing and wall washer optics) **2** - anti-glare shield (not compatible with 11°, wall grazing and wall washer optics)
■ **LED COLOUR**	**N** - 2200K **F** - 2700K **5** - 3000K **9** - 4000K
■ **OPTICS**	**S** - 11° tiltable ±20° **M** - 17° tiltable ±20° **L** - 31° tiltable ±20° **K** - 69° tiltable ±20° **W** - 20°x49° tiltable ±20° **G** - wall grazing tiltable ±20° **A** - wall washer tiltable ±20°
LUMEN OUTPUT AT SOURCE	1492 lm (3000K)
DELIVERED LUMEN OUTPUT	1117 lm (3000K, 31°)
NO. AND TYPE OF LED	12 SMD LEDs pitch 20 mm, 2-step MacAdam, 60000h L80 B10 (Ta 25°C) 2200K: 3-step MacAdam, 60000h L80 B10 (Ta 25°C)
MATERIAL	body in black-anodized anticorodal aluminium screen in serigraphed-grey and transparent, tempered extra-clear glass; screen in grey-serigraphed, acid-etched, tempered extra-clear glass (wall-washer optics) caps in technopolymer
POWER SUPPLY UNIT	built in
POWER CABLES	on/off: includes 1.5 m neoprene cable H07RN-F 3x1.0 Ø9.3 mm; DALI, 0/1-10V: includes 1 x 1.5 m neoprene cable H07RN-F 3x1.0 Ø9.3 mm and 2 x 0.75 m neoprene cables H05RN-F 2x1.0 Ø6.7 mm
MOUNTING	recessed (ground)
ACCESSORIES	see p. 20
FEATURES	anti-glare accessories, honeycomb louvre and anti-glare shield, built into the lighting fixture and tiltable together with the optics
PHOTOMETRIC DATA	see p. 108

TAGO 2.1

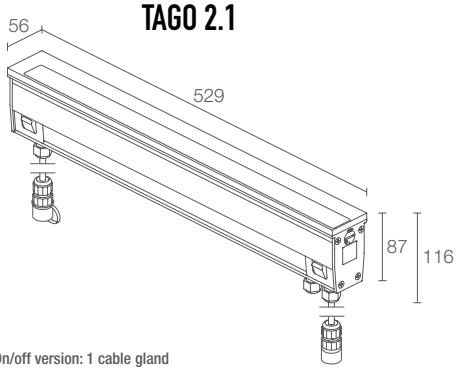

On/off version: 1 cable gland
DALI, 0/1–10V version: 3 cable glands, 2 connectors

CE LED TECH kg 1.848 kg 2000 IK09 IP65 IP67
A A+ A++ IPS PID T max 40°C DALI 0/1-10V

	24W 230Vac 529 mm pitch 20 **TG21100 ■ 0 ■ 0 ■ V**
■	**0** - on/off **2** - 0/1-10V **D** - DALI
■	**0** - none **1** - honeycomb louvre (not compatible with 11°, 17°, wall grazing and wall washer optics) **2** - anti-glare shield (not compatible with 11°, wall grazing and wall washer optics)
■	**N** - 2200K **F** - 2700K **5** - 3000K **9** - 4000K
■	**S** - 11° tiltable ±20° **M** - 17° tiltable ±20° **L** - 31° tiltable ±20° **K** - 69° tiltable ±20° **W** - 20°x49° tiltable ±20° **G** - wall grazing tiltable ±20° **A** - wall washer tiltable ±20°
	2984 lm (3000K)
	2234 lm (3000K, 31°)
	24 SMD LEDs pitch 20 mm, 2-step MacAdam, 60000h L80 B10 (Ta 25°C) 2200K: 3-step MacAdam, 60000h L80 B10 (Ta 25°C)
	body in black-anodized anticorodal aluminium screen in serigraphed-grey and transparent, tempered extra-clear glass; screen in grey-serigraphed, acid-etched, tempered extra-clear glass (wall-washer optics) caps in technopolymer
	built in
	on/off: includes 1.5 m neoprene cable H07RN-F 3x1.0 Ø9.3 mm; DALI, 0/1-10V: includes 1 x 1.5 m neoprene cable H07RN-F 3x1.0 Ø9.3 mm and 2 x 0.75 m neoprene cables H05RN-F 2x1.0 Ø6.7 mm
	recessed (ground)
	see p. 20
	anti-glare accessories, honeycomb louvre and anti-glare shield, built into the lighting fixture and tiltable together with the optics
	see p. 108

TAGO 2.3

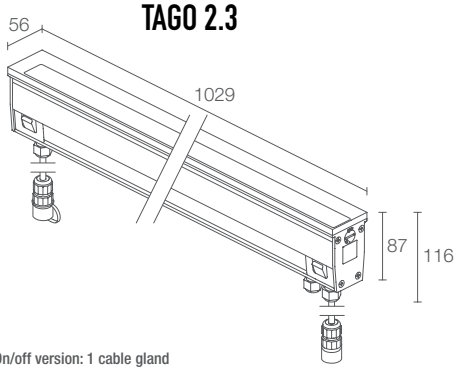

On/off version: 1 cable gland
DALI, 0/1–10V version: 3 cable glands, 2 connectors

CE LED TECH kg 3.658 kg 2000 IK09 IP65 IP67
A A+ A++ IPS PID T max 40°C DALI 0/1-10V

	51W 230Vac 1029 mm pitch 20 **TG23100 ■ 0 ■ 0 ■ V**
■	**0** - on/off **2** - 0/1-10V **D** - DALI
■	**0** - none **1** - honeycomb louvre (not compatible with 11°, 17°, wall grazing and wall washer optics) **2** - anti-glare shield (not compatible with 11°, wall grazing and wall washer optics)
■	**N** - 2200K **F** - 2700K **5** - 3000K **9** - 4000K
■	**S** - 11° tiltable ±20° **M** - 17° tiltable ±20° **L** - 31° tiltable ±20° **K** - 69° tiltable ±20° **W** - 20°x49° tiltable ±20° **G** - wall grazing tiltable ±20° **A** - wall washer tiltable ±20°
	5968 lm (3000K)
	4469 lm (3000K, 31°)
	48 SMD LEDs pitch 20 mm, 2-step MacAdam, 60000h L80 B10 (Ta 25°C) 2200K: 3-step MacAdam, 60000h L80 B10 (Ta 25°C)
	body in black-anodized anticorodal aluminium screen in serigraphed-grey and transparent, tempered extra-clear glass; screen in grey-serigraphed, acid-etched, tempered extra-clear glass (wall-washer optics) caps in technopolymer
	built in
	on/off: includes 1.5 m neoprene cable H07RN-F 3x1.0 Ø9.3 mm; DALI, 0/1-10V: includes 1 x 1.5 m neoprene cable H07RN-F 3x1.0 Ø9.3 mm and 2 x 0.75 m neoprene cables H05RN-F 2x1.0 Ø6.7 mm
	recessed (ground)
	see p. 20
	anti-glare accessories, honeycomb louvre and anti-glare shield, built into the lighting fixture and tiltable together with the optics
	see p. 108

TAGO 3

TAGO 3.0

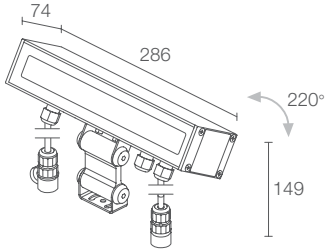

On/off version: 1 cable gland
DALI, 0/1–10V version: 3 cable glands, 2 connectors

kg 1.083 IK09 IP65 IP67 DALI 0/1-10V

A A+ A++ IPS PID

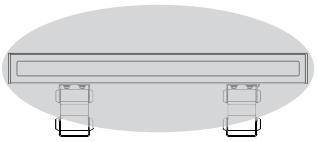

20°x49° optics

POWER / POWER SUPPLY **CODE**	14W 230Vac 286 mm pitch 20 **TG30100** ■ **0** ■ **0** ■ **N** Black
■ **CONTROL SYSTEM**	**0** - on/off **2** - 0/1-10V **D** - DALI
■ **OPTICAL ACCESSORIES**	**0** - none **1** - honeycomb louvre (not compatible with 11°, 17°, wall grazing and wall washer optics) **2** - anti-glare shield (not compatible with 11°, wall grazing and wall washer optics)
■ **LED COLOUR**	**N** - 2200K **F** - 2700K **5** - 3000K **9** - 4000K
■ **OPTICS**	**S** - 11° **M** - 17° **L** - 31° **K** - 69° **W** - 20°x49° **G** - wall grazing **A** - wall washer
LUMEN OUTPUT AT SOURCE	1492 lm (3000K)
DELIVERED LUMEN OUTPUT	1117 lm (3000K, 31°)
NO. AND TYPE OF LED	12 SMD LEDs pitch 20 mm, 2-step MacAdam, 60000h L80 B10 (Ta 25°C) 2200K: 3-step MacAdam, 60000h L80 B10 (Ta 25°C)
MATERIAL	body in anticorodal aluminium; bracket in stainless steel screen in serigraphed-grey and transparent, tempered extra-clear glass; screen in grey-serigraphed, acid-etched, tempered extra-clear glass (wall-washer optics) caps in die-cast aluminium
POWER SUPPLY UNIT	built in
POWER CABLES	on/off: includes 1.5 m neoprene cable H07RN-F 3x1.0 Ø9.3 mm; DALI, 0/1-10V: includes 1 x 1.5 m neoprene cable H07RN-F 3x1.0 Ø9.3 mm and 2 x 0.75 m neoprene cables H05RN-F 2x1.0 Ø6.7 mm
MOUNTING	surface mounted (ceiling, wall, ground)
ACCESSORIES	see p. 20
FEATURES	anti-glare accessories, honeycomb louvre and anti-glare shield, built into the lighting fixture
PHOTOMETRIC DATA	see p. 108

TAGO 3.1

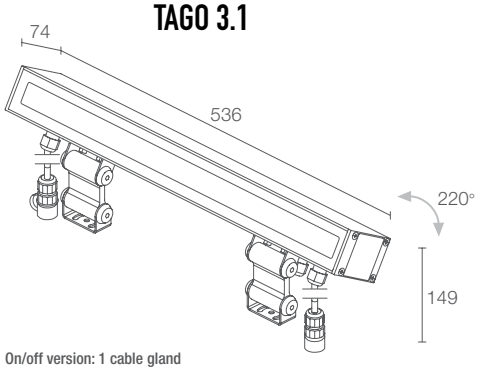

On/off version: 1 cable gland
DALI, 0/1–10V version: 3 cable glands, 2 connectors

CE LED TECH kg 1.884 IK09 IP65 IP67 DALI 0/1-10V
A A+ A++ IPS PID

	24W 230Vac 536 mm pitch 20 **TG31100** ■ **0** ■ **0** ■ **N** Black
■	**0** - on/off **2** - 0/1-10V **D** - DALI
■	**0** - none **1** - honeycomb louvre (not compatible with 11°, 17°, wall grazing and wall washer optics) **2** - anti-glare shield (not compatible with 11°, wall grazing and wall washer optics)
■	**N** - 2200K **F** - 2700K **5** - 3000K **9** - 4000K
■	**S** - 11° **M** - 17° **L** - 31° **K** - 69° **W** - 20°x49° **G** - wall grazing **A** - wall washer
	2984 lm (3000K)
	2234 lm (3000K, 31°)
	24 SMD LEDs pitch 20 mm, 2-step MacAdam, 60000h L80 B10 (Ta 25°C) 2200K: 3-step MacAdam, 60000h L80 B10 (Ta 25°C)
	body in anticorodal aluminium; bracket in stainless steel screen in serigraphed-grey and transparent, tempered extra-clear glass; screen in grey-serigraphed, acid-etched, tempered extra-clear glass (wall-washer optics) caps in die-cast aluminium
	built in
	on/off: includes 1.5 m neoprene cable H07RN-F 3x1.0 Ø9.3 mm; DALI, 0/1-10V: includes 1 x 1.5 m neoprene cable H07RN-F 3x1.0 Ø9.3 mm and 2 x 0.75 m neoprene cables H05RN-F 2x1.0 Ø6.7 mm
	surface mounted (ceiling, wall, ground)
	see p. 20
	anti-glare accessories, honeycomb louvre and anti-glare shield, built into the lighting fixture
	see p. 108

TAGO 3.3

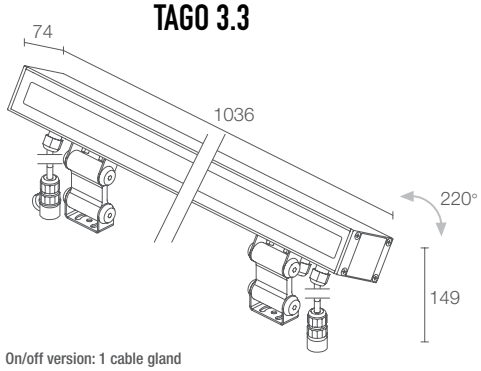

On/off version: 1 cable gland
DALI, 0/1–10V version: 3 cable glands, 2 connectors

CE LED TECH kg 3.60 IK09 IP65 IP67 DALI 0/1-10V
A A+ A++ IPS PID

	51W 230Vac 1036 mm pitch 20 **TG33100** ■ **0** ■ **0** ■ **N** Black
■	**0** - on/off **2** - 0/1-10V **D** - DALI
■	**0** - none **1** - honeycomb louvre (not compatible with 11°, 17°, wall grazing and wall washer optics) **2** - anti-glare shield (not compatible with 11°, wall grazing and wall washer optics)
■	**N** - 2200K **F** - 2700K **5** - 3000K **9** - 4000K
■	**S** - 11° **M** - 17° **L** - 31° **K** - 69° **W** - 20°x49° **G** - wall grazing **A** - wall washer
	5968 lm (3000K)
	4469 lm (3000K, 31°)
	48 SMD LEDs pitch 20 mm, 2-step MacAdam, 60000h L80 B10 (Ta 25°C) 2200K: 3-step MacAdam, 60000h L80 B10 (Ta 25°C)
	body in anticorodal aluminium; bracket in stainless steel screen in serigraphed-grey and transparent, tempered extra-clear glass; screen in grey-serigraphed, acid-etched, tempered extra-clear glass (wall-washer optics) caps in die-cast aluminium
	built in
	on/off: includes 1.5 m neoprene cable H07RN-F 3x1.0 Ø9.3 mm; DALI, 0/1-10V: includes 1 x 1.5 m neoprene cable H07RN-F 3x1.0 Ø9.3 mm and 2 x 0.75 m neoprene cables H05RN-F 2x1.0 Ø6.7 mm
	surface mounted (ceiling, wall, ground)
	see p. 20
	anti-glare accessories, honeycomb louvre and anti-glare shield, built into the lighting fixture
	see p. 108

TAGO

ACCESSORIES

	TAGO 1.0	TAGO 1.1	TAGO 1.3	TAGO 2.0	TAGO 2.1	TAGO 2.3
ACCESSORIES FOR INSTALLATION						
 Outer casing	**WCTG10A0T** 313 mm	**WCTG11A0T** 563 mm	**WCTG13A0T** 1063 mm			
 Outer casing				**WCTG20A0F** 283 mm	**WCTG21A0F** 533 mm	**WCTG23A0F** 1033 mm

ACCESSORIES FOR INSTALLATION

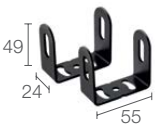

WMA03N
Pair of adjustable brackets
(Tago 3.0 / 3.1 / 3.3)

WN6005
Alignment kit for outer casings
(Tago 2.0 / 2.1 / 2.3)

WFA03
3-pin female connector
for in/out connection - IP66-IP68

WFA04
3-pin male connector
for in/out connection - IP66-IP68

WFA0005
5-m 3-pin interconnect cable
(DALI or 0/1–10V version)

SPARE PARTS

WFA02
IP68 “h”-type three-way connector
4-pin

v
TAGO 3.3
3000K, 51W, 69°, black



BERICA

INDOOR WALL MOUNTED
DOUBLE BEAM

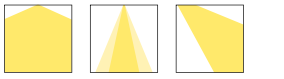

2700K 3000K 4000K

	120 mm	340 mm	620 mm
CONVEX COVER	NEW **BERICA 1.0** p. 26 8W 230Vac ON/OFF	NEW **BERICA 1.1** p. 27 27W 230Vac ON/OFF DALI+PUSH	NEW **BERICA 1.2** p. 27 54W 230Vac ON/OFF DALI+PUSH
FLAT COVER	NEW **BERICA 2.0** p. 28 8W 230Vac ON/OFF	NEW **BERICA 2.1** p. 29 27W 230Vac ON/OFF DALI+PUSH	NEW **BERICA 2.2** p. 29 54W 230Vac ON/OFF DALI+PUSH
CONCAVE COVER	NEW **BERICA 3.0** p. 30 8W 230Vac ON/OFF	NEW **BERICA 3.1** p. 31 27W 230Vac ON/OFF DALI+PUSH	NEW **BERICA 3.2** p. 31 54W 230Vac ON/OFF DALI+PUSH

< **BERICA 2.1**
3000K, 27W, 45°x96°, version painted with primer

SLIM DESIGN.
COMPACT FIXTURE
WITH A THICKNESS
OF JUST 30 MM

THREE DIFFERENT
TYPES OF COVER:
CONVEX, FLAT
AND CONCAVE

ON THE VERSION
COVERED IN A NEUTRAL,
BONDING PRIMER, THE
SURFACE OF BERICA'S
COVER CAN BE FINISHED
IN THE SAME PAINT
AS THE WALL IT'S
ON OR COVERED IN
WALLPAPER, FOCUSING
ATTENTION ON THE
LIGHT OUTPUT ALONE

RAL FINISH
ON REQUEST

BUILT-IN POWER
SUPPLY UNIT

DALI

AVAILABLE IN A
DALI DIMMABLE
VERSION IN THE
LENGTHS 340 MM
AND 620 MM

WHITE

ANTIQUE WHITE

BERICA

UNIQUE SELLING POINTS

CRI >90

BERICA USES LED LIGHT SOURCES WITH A HIGH COLOUR RENDERING INDEX

BODY AND COVER MADE OF LOW-COPPER-CONTENT ANTICORODAL ALUMINIUM ALLOY EN AW 6060 T5 FOR EXCELLENT RESISTANCE TO CORROSION

WITH THE ASYMMETRICAL OPTICS, THE LIGHT OUTPUT CAN REACH BOTH THE FLOOR AND THE CEILING OF CORRIDORS AND PASSAGEWAYS

MATT ALUMINIUM GREY

ANTIQUE BRONZE

BERICA 1

BERICA 1.0

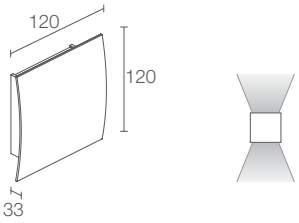

kg 0.35 IP40

A A+ A++

POWER / POWER SUPPLY CODE	8W 230Vac **BB10101000 B** White **BB10101000 6** Antique white **BB10101000 Z** Antique bronze **BB10101000 K** Matt aluminium grey **BB10101000 8** Primer
CONTROL SYSTEM	on/off
LED COLOUR	**F** - 2700K **5** - 3000K **9** - 4000K
OPTICS	**0A** - asymmetrical **0D** - diffuse **LW** - 43°x96° **KW**- 54°x90°
LUMEN OUTPUT AT SOURCE	410 lm (3000K) per beam
DELIVERED LUMEN OUTPUT	328 lm (3000K, 43°x96°) per beam
NO. AND TYPE OF LED	16 mid-power LEDs 3-step MacAdam, 50000h L80 B10 (Ta 25°C)
MATERIAL	body and cover in anticorodal aluminium
POWER SUPPLY UNIT	built in
MOUNTING	surface mounted (wall)
FEATURES	CRI >90
NOTES	non-standard lengths available on request single-beam version available on request
PHOTOMETRIC DATA	see p. 94

BERICA 1.1

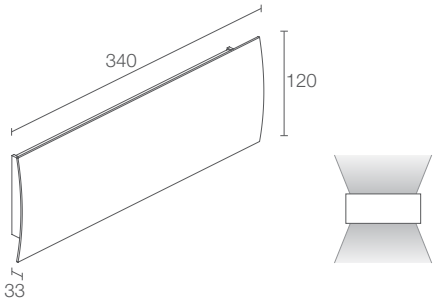

kg 0.90 IP40 DALI

A A+ A++

	27W 230Vac **BB11101** ■ **00** ■ ■ **B** White **BB11101** ■ **00** ■ ■ **6** Antique white **BB11101** ■ **00** ■ ■ **Z** Antique bronze **BB11101** ■ **00** ■ ■ **K** Matt aluminium grey **BB11101** ■ **00** ■ ■ **8** Primer
■	**0** - on/off **D** - DALI+PUSH
■	**F** - 2700K **5** - 3000K **9** - 4000K
■	**0A** - asymmetrical **0D** - diffuse **LW** - 43°x96° **KW**- 54°x90°
	1640 lm (3000K) per beam
	1312 lm (3000K, 43°x96°) per beam
	64 mid-power LEDs 3-step MacAdam, 50000h L80 B10 (Ta 25°C)
	body and cover in anticorodal aluminium
	built in
	surface mounted (wall)
	CRI >90
	non-standard lengths available on request single-beam version available on request
	see p. 94

BERICA 1.2

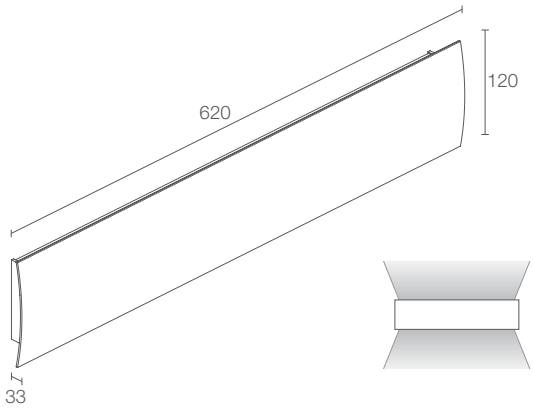

kg 1.60 IP40 DALI

A A+ A++

	54W 230Vac **BB12101** ■ **00** ■ ■ **B** White **BB12101** ■ **00** ■ ■ **6** Antique white **BB12101** ■ **00** ■ ■ **Z** Antique bronze **BB12101** ■ **00** ■ ■ **K** Matt aluminium grey **BB12101** ■ **00** ■ ■ **8** Primer
■	**0** - on/off **D** - DALI+PUSH
■	**F** - 2700K **5** - 3000K **9** - 4000K
■	**0A** - asymmetrical **0D** - diffuse **LW** - 43°x96° **KW**- 54°x90°
	3280 lm (3000K) per beam
	2624 lm (3000K, 43°x96°) per beam
	128 mid-power LEDs 3-step MacAdam, 50000h L80 B10 (Ta 25°C)
	body and cover in anticorodal aluminium
	built in
	surface mounted (wall)
	CRI >90
	non-standard lengths available on request single-beam version available on request
	see p. 94

BERICA 2

BERICA 2.0

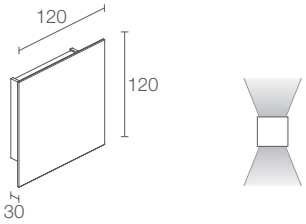

v

BERICA 2.1
3000K, 27W, 45°x96°, antique bronze

Courtesy of / Désirée Divani

kg 0.35 IP40

A A+ A++

POWER / POWER SUPPLY	8W 230Vac
CODE	**BB20101000 B** White **BB20101000 6** Antique white **BB20101000 Z** Antique bronze **BB20101000 K** Matt aluminium grey **BB20101000 8** Primer
CONTROL SYSTEM	on/off
LED COLOUR	**F** - 2700K **5** - 3000K **9** - 4000K
OPTICS	**0A** - asymmetrical **0D** - diffuse **LW** - 45°x96° **KW**- 57°x90°
LUMEN OUTPUT AT SOURCE	410 lm (3000K) per beam
DELIVERED LUMEN OUTPUT	335 lm (3000K, 45°x96°) per beam
NO. AND TYPE OF LED	16 mid-power LEDs 3-step MacAdam, 50000h L80 B10 (Ta 25°C)
MATERIAL	body and cover in anticorodal aluminium
POWER SUPPLY UNIT	built in
MOUNTING	surface mounted (wall)
FEATURES	CRI >90
NOTES	non-standard lengths available on request single-beam version available on request
PHOTOMETRIC DATA	see p. 95

BERICA 2.1

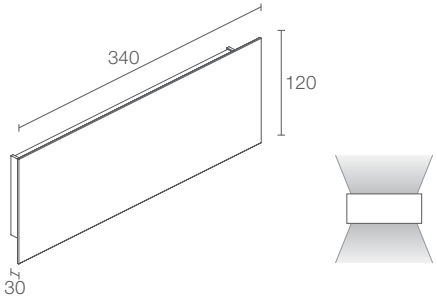

kg 0.90 IP40 DALI

A A+ A++

	27W 230Vac **BB21101 00 B** White **BB21101 00 6** Antique white **BB21101 00 Z** Antique bronze **BB21101 00 K** Matt aluminium grey **BB21101 00 8** Primer
■	**0** - on/off **D** - DALI+PUSH
■	**F** - 2700K **5** - 3000K **9** - 4000K
■	**0A** - asymmetrical **0D** - diffuse **LW** - 45°x96° **KW**- 57°x90°
	1640 lm (3000K) per beam
	1340 lm (3000K, 45°x96°) per beam
	64 mid-power LEDs 3-step MacAdam, 50000h L80 B10 (Ta 25°C)
	body and cover in anticorodal aluminium
	built in
	surface mounted (wall)
	CRI >90
	non-standard lengths available on request single-beam version available on request
	see p. 95

BERICA 2.2

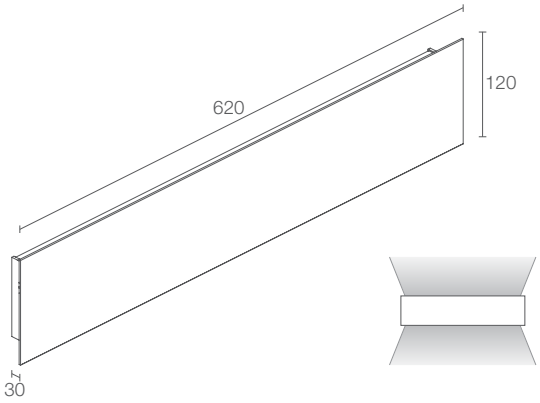

kg 1.60 IP40 DALI

A A+ A++

	54W 230Vac **BB22101 00 B** White **BB22101 00 6** Antique white **BB22101 00 Z** Antique bronze **BB22101 00 K** Matt aluminium grey **BB22101 00 8** Primer
■	**0** - on/off **D** - DALI+PUSH
■	**F** - 2700K **5** - 3000K **9** - 4000K
■	**0A** - asymmetrical **0D** - diffuse **LW** - 45°x96° **KW**- 57°x90°
	3280 lm (3000K) per beam
	2680 lm (3000K, 45°x96°) per beam
	128 mid-power LEDs 3-step MacAdam, 50000h L80 B10 (Ta 25°C)
	body and cover in anticorodal aluminium
	built in
	surface mounted (wall)
	CRI >90
	non-standard lengths available on request single-beam version available on request
	see p. 95

BERICA 3

BERICA 3.0

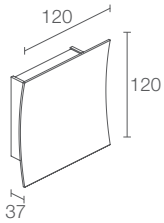

kg 0.35 IP40

A A+ A++

POWER / POWER SUPPLY **CODE**	8W 230Vac **BB30101000 B** White **BB30101000 6** Antique white **BB30101000 Z** Antique bronze **BB30101000 K** Matt aluminium grey **BB30101000 8** Primer
CONTROL SYSTEM	on/off
LED COLOUR	**F** - 2700K **5** - 3000K **9** - 4000K
OPTICS	**0A** - asymmetrical **0D** - diffuse **LW** - 45°x96° **KW**- 59°x90°
LUMEN OUTPUT AT SOURCE	410 lm (3000K) per beam
DELIVERED LUMEN OUTPUT	341 lm (3000K, diffuse optics) per beam
NO. AND TYPE OF LED	16 mid-power LEDs 3-step MacAdam, 50000h L80 B10 (Ta 25°C)
MATERIAL	body and cover in anticorodal aluminium
POWER SUPPLY UNIT	built in
MOUNTING	surface mounted (wall)
FEATURES	CRI >90
NOTES	non-standard lengths available on request single-beam version available on request
PHOTOMETRIC DATA	see p. 96

BERICA 3.1

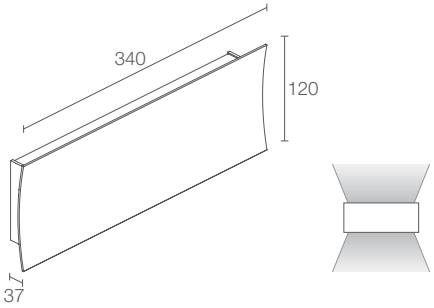

kg 0.90 IP40 DALI

A A+ A++

	27W 230Vac **BB31101 ■ 00 ■ ■ B** White **BB31101 ■ 00 ■ ■ 6** Antique white **BB31101 ■ 00 ■ ■ Z** Antique bronze **BB31101 ■ 00 ■ ■ K** Matt aluminium grey **BB31101 ■ 00 ■ ■ 8** Primer
■	**0** - on/off **D** - DALI+PUSH
■	**F** - 2700K **5** - 3000K **9** - 4000K
■	**0A** - asymmetrical **0D** - diffuse **LW** - 45°x96° **KW**- 59°x90°
	1640 lm (3000K) per beam
	1364 lm (3000K, diffuse optics) per beam
	64 mid-power LEDs 3-step MacAdam, 50000h L80 B10 (Ta 25°C)
	body and cover in anticorodal aluminium
	built in
	surface mounted (wall)
	CRI >90
	non-standard lengths available on request single-beam version available on request
	see p. 96

BERICA 3.2

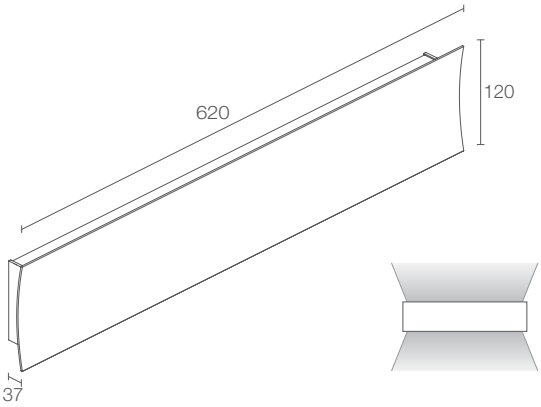

kg 1.60 IP40 DALI

A A+ A++

	54W 230Vac **BB32101 ■ 00 ■ ■ B** White **BB32101 ■ 00 ■ ■ 6** Antique white **BB32101 ■ 00 ■ ■ Z** Antique bronze **BB32101 ■ 00 ■ ■ K** Matt aluminium grey **BB32101 ■ 00 ■ ■ 8** Primer
■	**0** - on/off **D** - DALI+PUSH
■	**F** - 2700K **5** - 3000K **9** - 4000K
■	**0A** - asymmetrical **0D** - diffuse **LW** - 45°x96° **KW**- 59°x90°
	3280 lm (3000K) per beam
	2728 lm (3000K, diffuse optics) per beam
	128 mid-power LEDs 3-step MacAdam, 50000h L80 B10 (Ta 25°C)
	body and cover in anticorodal aluminium
	built in
	surface mounted (wall)
	CRI >90
	non-standard lengths available on request single-beam version available on request
	see p. 96

BERICA

POSITIONING DIAGRAMS

BERICA 2.1
Installation height: 1.80 m, ceiling height: 3 metres

0A - Asymmetrical

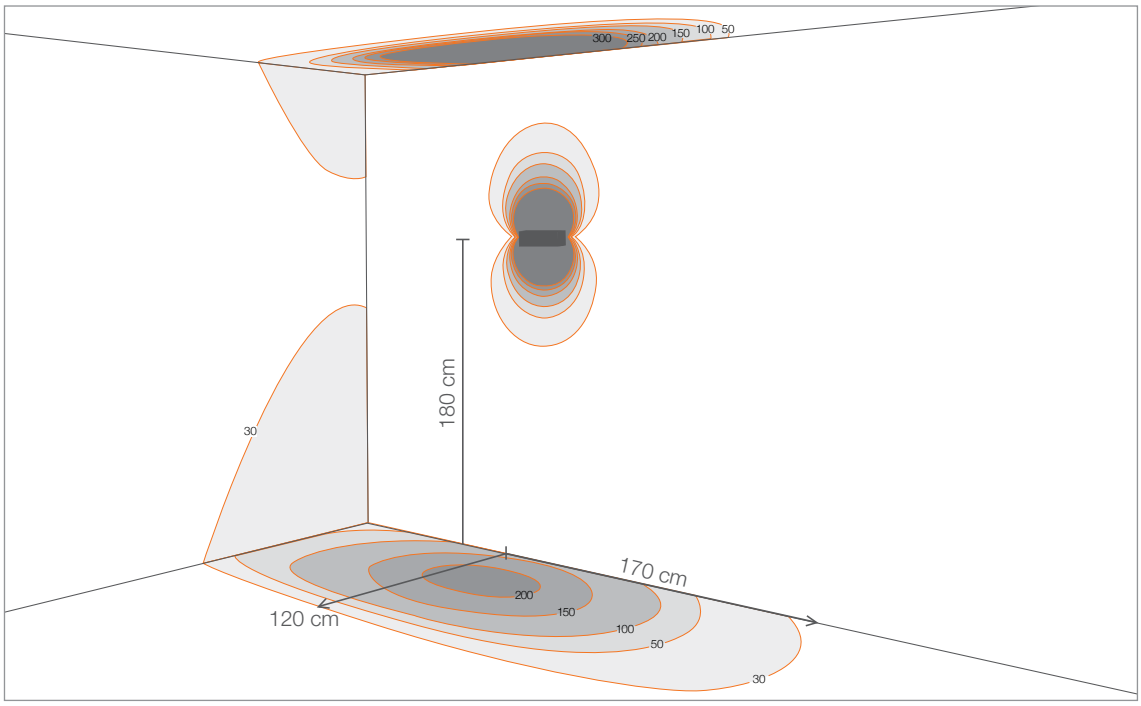

0D - Diffuse

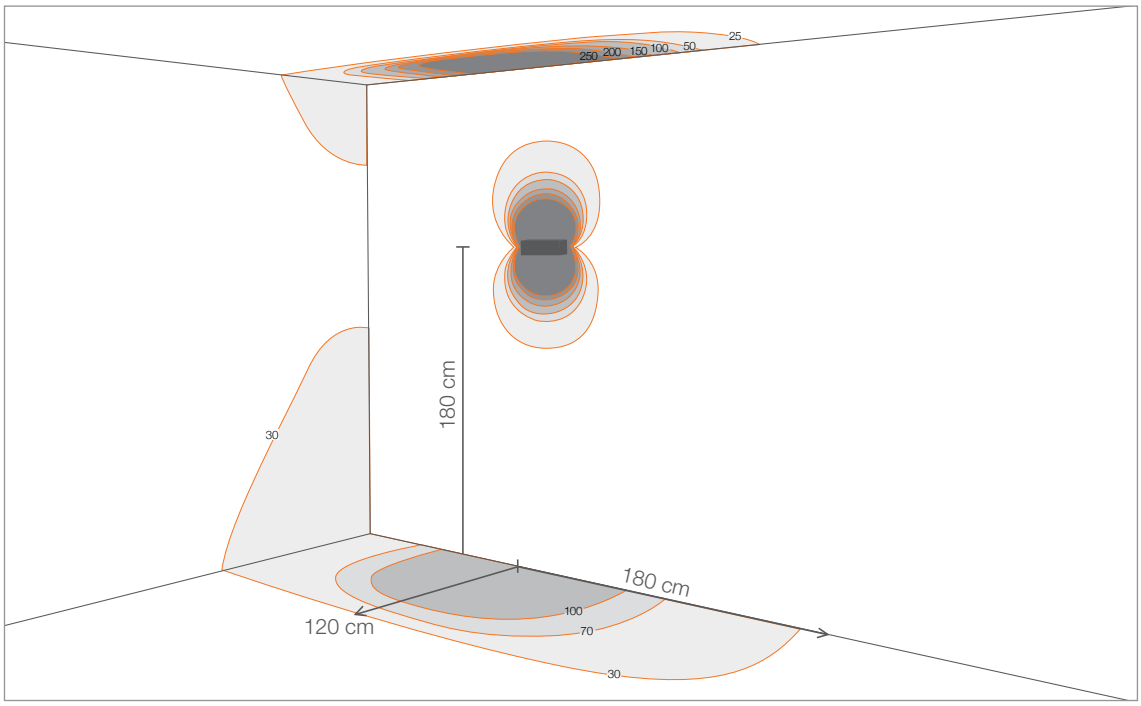

LW - 45°x96°

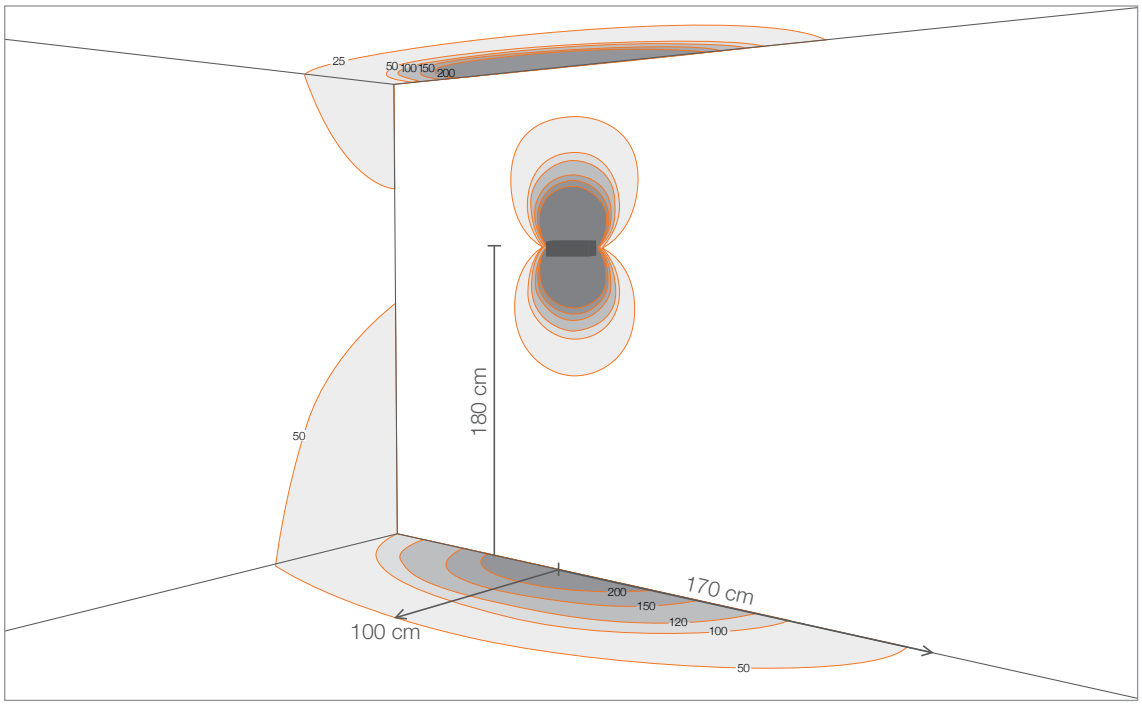

KW - 57°x90°

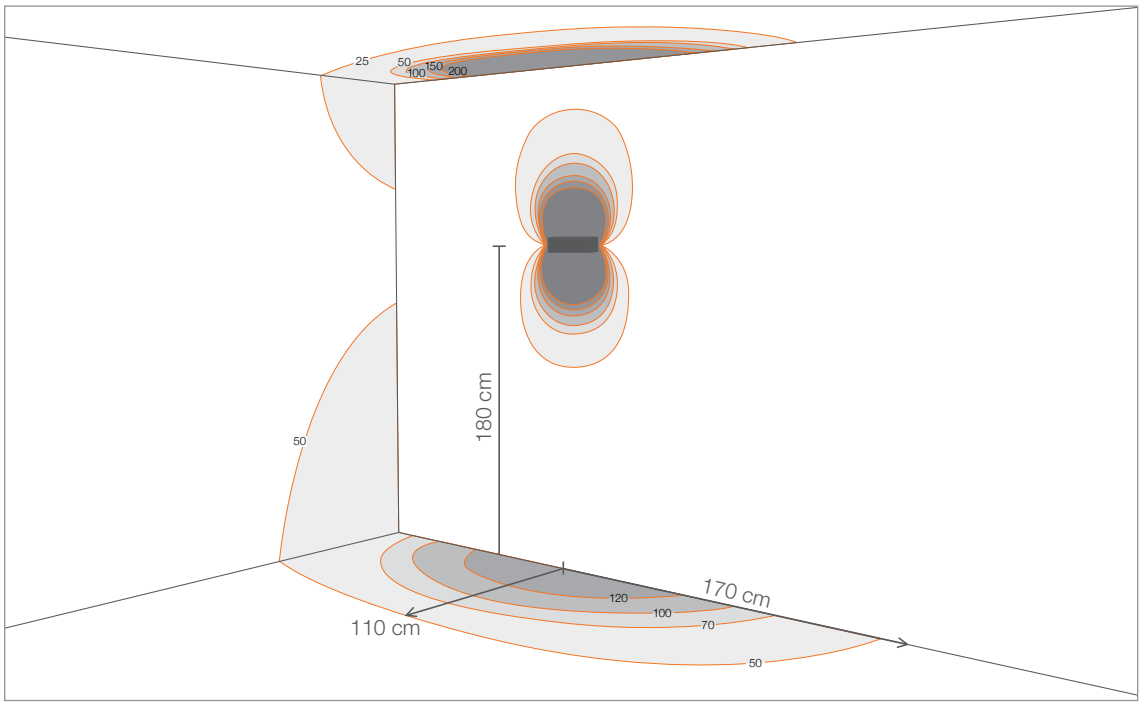

BERICA

POSITIONING DIAGRAMS

BERICA 2.1
Installation in a corridor:
ceiling height: 3 metres
width: 2 metres
average illuminance on the ground: 100 lux

0A - Asymmetrical

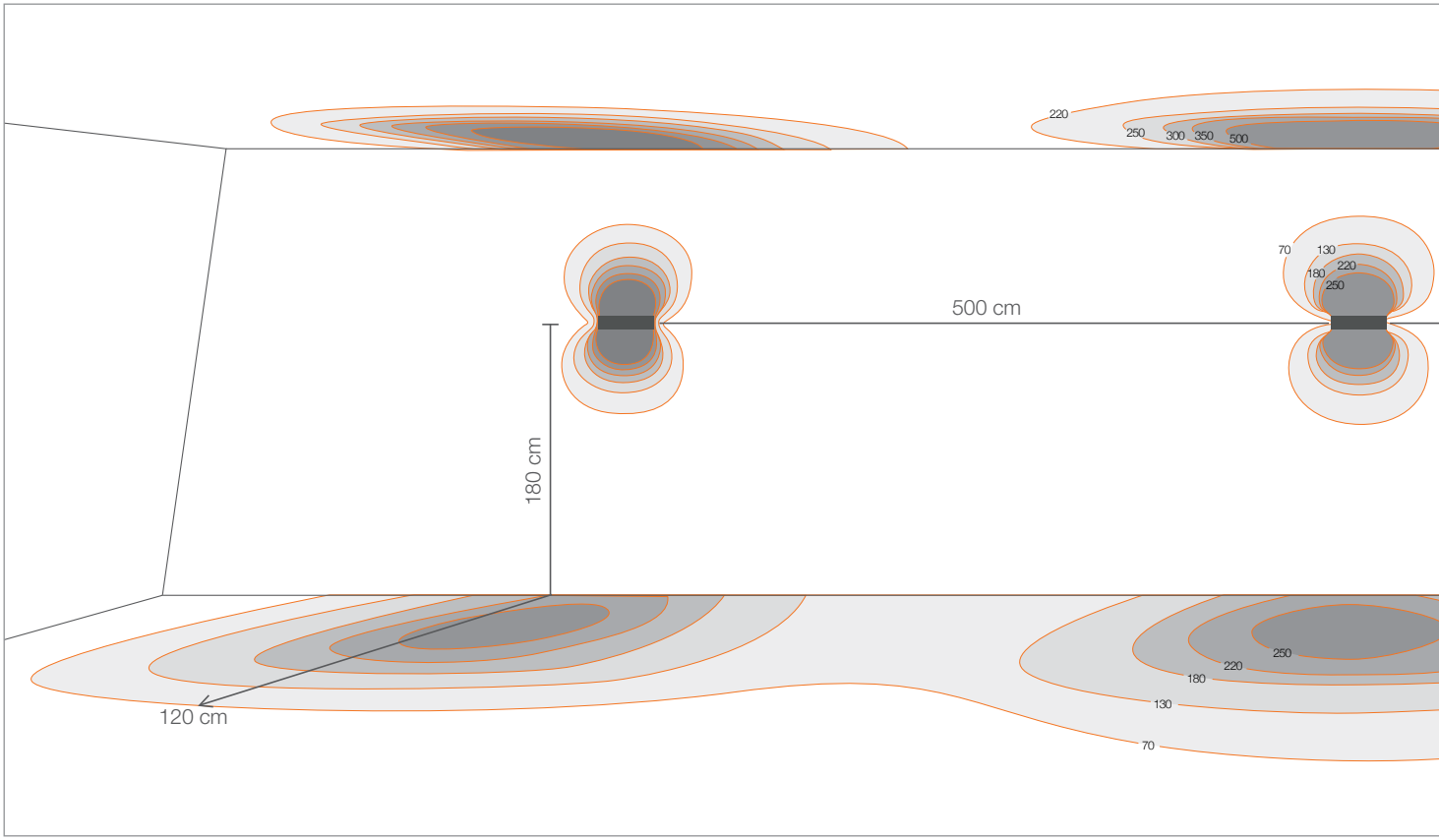

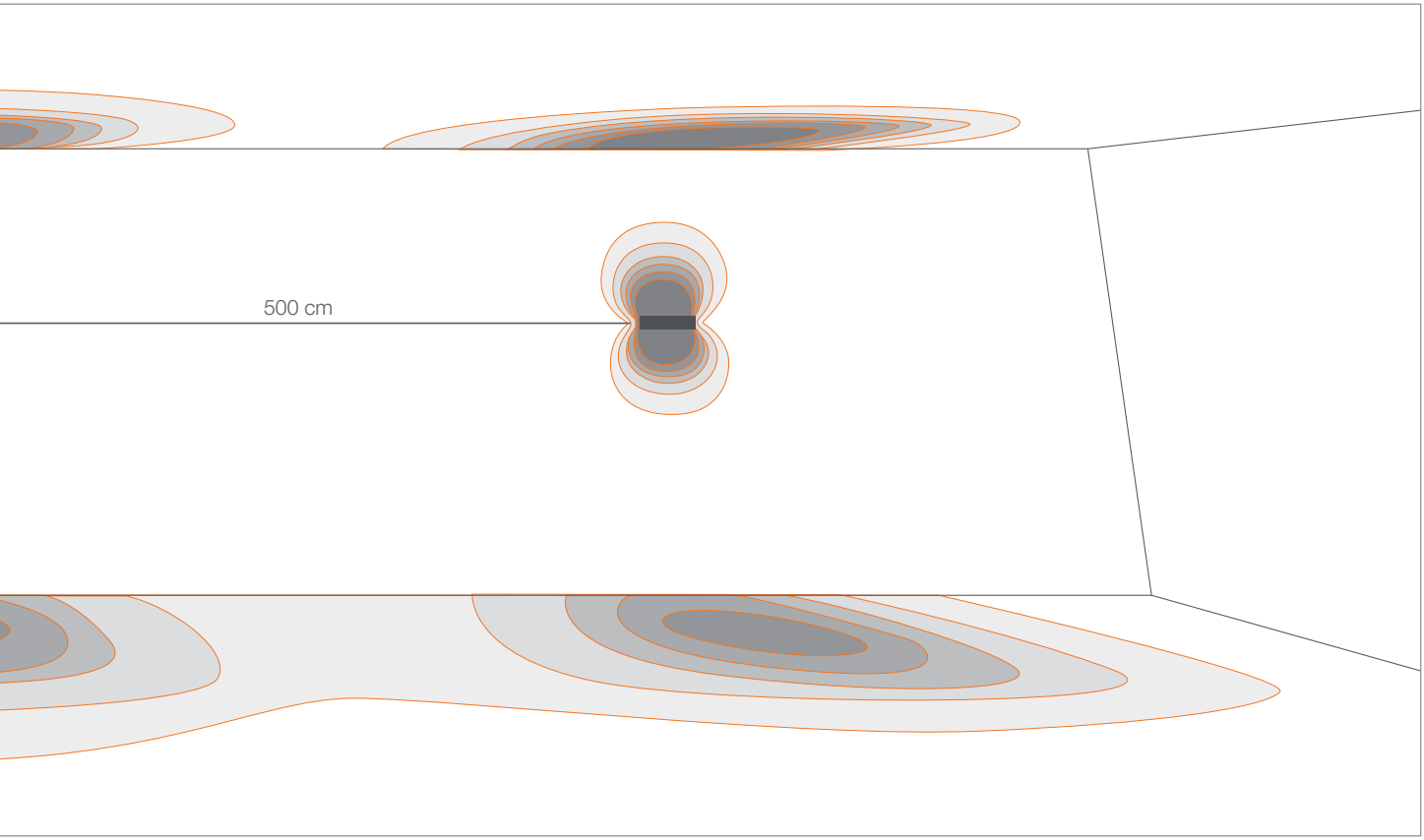
500 cm

INTONO C

INDOOR CEILING MOUNTED FOR PRIVATE HOMES AND HOSPITALITY WITH LIGHT OUTPUT ALONE OR ALSO WITH SPEAKER



NEW **INTONO C 2.3** p. 38
12W 230Vac

NEW **INTONO C 3.3** p. 39
20W 230Vac
ON/OFF, DALI, 0/1-10V

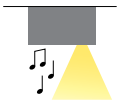

NEW **INTONO C 3.8** p. 39
9W 24Vdc

< **INTONO C 2.3**
3000K, 12W, 34°, antique bronze

INTONO C

INTONO C 2.3

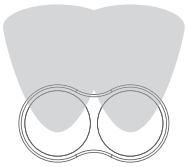

Asymmetrical optics
(Intono C 3.3)

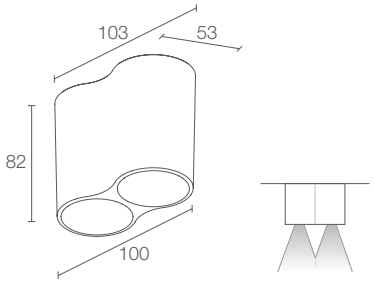

^
INTONO C 3.8
speaker:

maximum power	3W
nominal impedance Z	16 Ohm
mean sound pressure level	86 dB (1W/1m)

v
INTONO C 3.3
version painted with primer



kg 0.35 IK04 IP40
A A+ A++

POWER / POWER SUPPLY CODE	12W 230Vac **NC2310 00 B** White **NC2310 00 N** Black **NC2310 00 Z** Antique bronze **NC2310 00 7** Primer
CRI	**0** - CRI 80 **1** - CRI >90
CONTROL SYSTEM	on/off
HONEYCOMB LOUVRE	**0** - not present **1** - present (not compatible with diffuse optics)
LED COLOUR	**F** - 2700K **5** - 3000K **9** - 4000K
OPTICS	**TT** - 11° **MM**- 34° **KK** - 68° **DD** - diffuse
LUMEN OUTPUT AT SOURCE	976 lm (3000K, CRI 80)
DELIVERED LUMEN OUTPUT	704 lm (3000K, 34°, CRI 80)
NO. AND TYPE OF LED	2 power LEDs 3-step MacAdam, 50000h L90 B10 (Ta 25°C)
MATERIAL	body in die-cast aluminium screen in black-serigraphed, transparent, tempered extra-clear glass
POWER SUPPLY UNIT	built in
MOUNTING	surface mounted (ceiling)
ACCESSORIES	none
FEATURES	easy installation thanks to 4-point magnetic attachment
NOTES	version compatible with Google Home or Amazon Echo available on request for voice command control
PHOTOMETRIC DATA	see p. 102

INTONO C 3.3

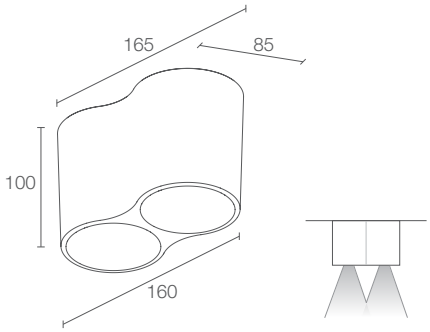

kg 1.15 IK04 IP40 DALI 0/1-10V

A A+ A++

	20W 230Vac **NC3310** 0 **B** White **NC3310** 0 **N** Black **NC3310** 0 **Z** Antique bronze **NC3310** 0 **7** Primer
	0 - CRI 80 **1** - CRI >90
	0 - on/off **D** - DALI **R** - 0/1-10V
	0 - not present **1** - present (not compatible with the asymmetrical optics)
	F - 2700K **5** - 3000K **9** - 4000K
	SS - 15° **MM**- 20° **LL** - 43° **AA** - asymmetrical
	1976 lm (3000K, CRI 80)
	1674 lm (3000K, 15°, CRI 80)
	2 high power density COB LEDs 2-step MacAdam, 50000h L95 B10 (Ta 25°C)
	body in die-cast aluminium screen in black-serigraphed, transparent, tempered extra-clear glass
	built in
	surface mounted (ceiling)
	none
	easy installation thanks to 4-point magnetic attachment
	version compatible with Google Home or Amazon Echo available on request for voice command control
	see p. 102

INTONO C 3.8

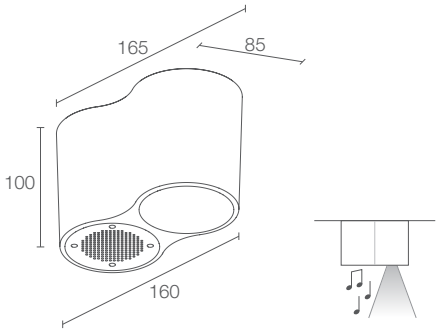

kg 1.15 IK04 IP40

A A+ A++

	9W 24Vdc **NC3800** 00 **M9 B** White **NC3800** 00 **M9 N** Black **NC3800** 00 **M9 Z** Antique bronze **NC3800** 00 **M9 7** Primer
	0 - CRI 80 **1** - CRI >90
	0 - not present **1** - present
	F - 2700K **5** - 3000K **9** - 4000K
	20°
	988 lm (3000K, CRI 80)
	783 lm (3000K, 20°, CRI 80)
	1 high power density COB LED 2-step MacAdam, 50000h L95 B10 (Ta 25°C)
	body in die-cast aluminium screen in black-serigraphed, transparent, tempered extra-clear glass
	not included, see p. 41
	surface mounted (ceiling)
	see p. 40
	easy installation thanks to 4-point magnetic attachment
	version compatible with Google Home or Amazon Echo available on request for voice command control
	see p. 102

INTONO C

ACCESSORIES AND POWER SUPPLY UNITS

ACCESSORIES

WUNT39A00
Bluetooth 3.0 audio control kit with power supply unit and amplifier (for Alexa or Google voice-control systems)
(Intono C 3.8)

WUNT39A01
Wi-Fi light control kit
(Intono C 3.8)

v
INTONO C 3.3
20W, asymmetrical optics



POWER SUPPLY UNITS Intono C 3.8

Max no. fixtures	PSU	IP
1...n	24Vdc	20
1...n	24Vdc	67

v
INTONO C 3.3
20W, asymmetrical optics



90

GINKO

OUTDOOR PROJECTORS
VERSATILE LIGHT FOR ENHANCING GREEN AREAS

2700K 3000K 4000K

Ø34 mm	Ø54 mm	Ø84 mm	Ø109 mm

FIXED FOCUS

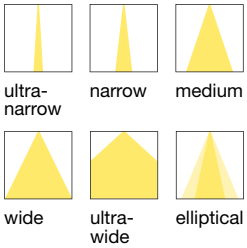

GINKO 1.0
2.5W/3.5W
24Vdc

GINKO 2.0
3.5W/5W/7W
24Vdc

GINKO 3.0
10W/15W
24Vdc

NEW **GINKO 4.0** p. 45
25W
24Vdc

GINKO 2.2
max 5W
max 500mA
RGB

ZOOM LENS



GINKO 1.4
3.5W
24Vdc

GINKO 2.4
7W
24Vdc

GINKO 3.4
15W
24Vdc

< **GINKO 3.0**
3000K, 10W, 12°x64°, jasper green

< **GINKO 3.0**
4000K, 15W, 13°, anodized black
with standard snoot
with spike for in-ground installation

Light planning by / Danilof light + visual perception studio
Architecture by / LC Architects & Vikelas Architects
Landscape design by / Ecoscapes
Photo by / Pygmalion Karatzas
Orbit Urban Office Campus, Athens, Greece

GINKO

patented

elliptical optics,
adjusted manually
with magnet

GINKO 4.0

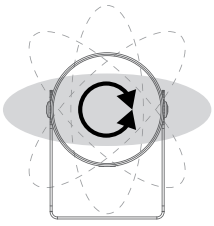

Adjustable elliptical optics

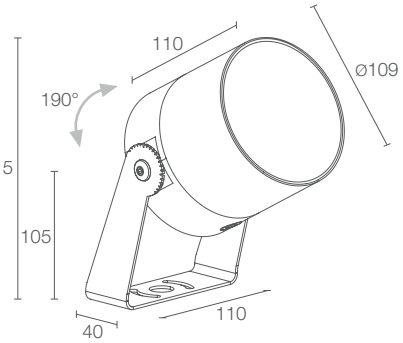

kg 2.10 IP66 IP69K IK08

A A+ A++ IPS

POWER / POWER SUPPLY	25W 24Vdc
CODE	**GN4000 00 0 0 E -** White **GN4000 00 0 0 N -** Anodized black **GN4000 00 0 0 F -** Grey **GN4000 00 0 0 H -** Anthracite **GN4000 00 0 0 T -** Cor-ten **GN4000 00 0 0 5 -** Jasper green
CRI	**0** - CRI 80 **1** - CRI >90
HONEYCOMB LOUVRE	**0** - not present **1** - present (not compatible with 38° sharp, 13°x65° and 24°x69° optics)
LED COLOUR	**F** - 2700K **5** - 3000K **9** - 4000K
OPTICS	**S** - 12° **M** - 26° **L** - 34° **P** - 38° sharp **J** - 55° **W** - 13°x65° adjustable **X** - 24°x69° adjustable
POWER CABLES	includes 1.5 m neoprene cable H05RN-F 2x0.75/0.75 Ø6.3 mm **1** - 5 m **2** - 10 m **3** - 15 m **4** - 20 m
LUMEN OUTPUT AT SOURCE	2302 lm (3000K, CRI 80)
DELIVERED LUMEN OUTPUT	2133 lm (3000K, 12°, CRI 80)
NO. AND TYPE OF LED	1 high power density COB LED, 2-step MacAdam 50000h L95 B10 (Ta 25°C)
MATERIAL	body in anticorodal aluminium bracket in AISI 316L stainless steel screen in serigraphed-grey and transparent, tempered extra-clear glass
POWER SUPPLY UNIT	not included, see p. 46
MOUNTING	surface mounted (ceiling, wall, ground, spike)
ACCESSORIES	see p. 46
FEATURES	13°x65° and 24°x69° optics adjustable through 360° using magnet provided
NOTES	version with bracket in customized height available on request
PHOTOMETRIC DATA	see p. 101

GINKO

ACCESSORIES AND POWER SUPPLY UNITS

ANTI-GLARE ACCESSORIES



WB1101E - White
WB1101N - Anodized black
WB1101F - Grey
WB1101H - Anthracite
WB1101T - Cor-ten
WB11015 - Jasper green

Standard snoot



WB1102E - White
WB1102N - Anodized black
WB1102F - Grey
WB1102H - Anthracite
WB1102T - Cor-ten
WB11025 - Jasper green

Asymmetrical snoot

ACCESSORIES FOR INSTALLATION

WP0300

Spike for in-ground installation

SPARE PARTS

WE0201

Magnet for adjustable optics

POWER SUPPLY UNITS

Max no. fixtures	PSU	IP
1...n	24Vdc	20
1...n	24Vdc	67

GINKO 2.0 >
3000K, 7W, 17°, anthracite

Project by / arch. Rocco Valentini
Tenuta di Sipio, Ripa Teatina, Chieti, Italy

PIVOT

OUTDOOR PROJECTORS
FOR HIGHLIGHTING ARCHITECTURAL DETAILS

	Ø25 mm	Ø40 mm	Ø60 mm
2700K 3000K 4000K			
	NEW **PIVOT MINI 1** p. 53 2.5W/3.5W 24Vdc fixed focus	**PIVOT 1.7** p. 54 3.5W/5W/7W 24Vdc fixed focus	NEW **PIVOT 2.0** p. 56 10W/14W 24Vdc fixed focus + zoom lens
	 narrow medium	 ultra-narrow narrow medium	 narrow medium wide elliptical
		 wide ultra-wide elliptical	 zoom lens
RGB			
	PIVOT 1.8 p. 55 max 4.5W max 500mA fixed focus		
	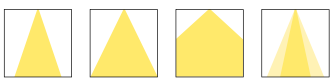 medium wide ultra-wide elliptical		

< **PIVOT 1.7**
3000K, 5W, 11°, anodized grey

Light planning by / Cristian Turra
Photo by / Alessio Tamborini
Private residence, Brescia, Italy

5°

8°

11°

17°

21° sharp

34°

43°

45°

51° sharp

54°

15°x47°

46°x16°

PIVOT 2.0 HAS
13°X68° ELLIPTICAL OPTICS
AND MANUAL ZOOM LENS,
BOTH ADJUSTABLE
USING A MAGNET

6-STEP MATERIAL PROTECTION,
OXIDATION AND
CORROSION RESISTANCE

Low-copper-content anticorodal aluminium alloy 6082
Preparation for painting with ALODINE NT-E® coating
Epoxy paint
Polyester paint
Paints compliant with Qualicoat automotive coating standard
Salt spray tested (over 1000 hours)

CRI 80 AND CRI >90 VERSIONS
FOR IMPROVED COLOUR RENDERING

IP66
IP65

SUITABLE FOR
OUTDOOR APPLICATIONS



BUILT-IN PROTECTION SYSTEMS:

IPS
INTELLIGENT PROTECTION SYSTEM
(PIVOT MINI 1 / PIVOT 1.7 / PIVOT 2.0)

PID
PROTECTIVE IMPEDANCE DEVICE
(PIVOT MINI 1 / PIVOT 1.7)

PIVOT

UNIQUE SELLING POINTS

TRANSPARENT EXTRA-CLEAR GLASS, UP TO 4 MM THICK AND TEMPERED FOR EXCELLENT RESISTANCE TO KNOCKS AND SCRATCHES HIGH-TRANSMITTANCE VITRIFIED SERIGRAPHY ENSURES CHROMATIC UNIFORMITY

BODY IN ANTICORODAL 6082 LOW-COPPER-CONTENT ALUMINIUM ALLOY FOR EXCELLENT RESISTANCE TO CORROSION, MADE ENTIRELY ON A CNC LATHE

ANTI-GLARE RECESSED OPTICS. WIDE RANGE OF OPTICS, INCLUDING 5° AND 8° OPTICS, ELLIPTICAL OPTICS, AND SHARP OPTICS, WHICH CREATE LIGHT BEAMS WITH PIN-SHARP EDGES

JASPER GREEN FINISH DEVELOPED SPECIALLY FOR USE IN LANDSCAPE DESIGN (PIVOT 1.7 / PIVOT 1.8)



RAL FINISH ON REQUEST

PIVOT

PIVOT MINI 1

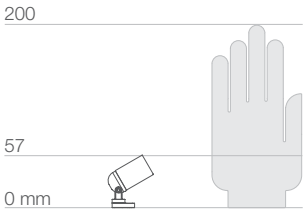

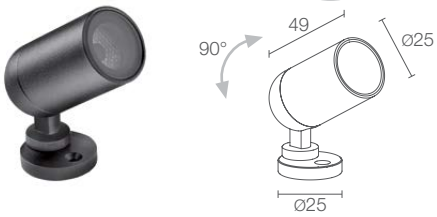

kg 0.135 IP66 IK06

A A+ A++ IPS PID

POWER SUPPLY	24Vdc
CODE	**CP010 00 0 E -** White **CP010 00 0 H -** Anthracite **CP010 00 0 T -** Cor-ten **CP010 00 0 U -** Copper
POWER	**0** - 2.5W **1** - 3.5W
CRI	**0** - CRI 80 **1** - CRI >90
HONEYCOMB LOUVRE	**0** - not present **1** - present (not compatible with the 30° sharp optics)
LED COLOUR	**F** - 2700K **5** - 3000K **9** - 4000K
OPTICS	**S** - 15° **M** - 21° **P** - 30° sharp **L** - 35°
POWER CABLES	includes 1.5 m neoprene cable H05RN-F 2x0.35/0.75 Ø6.3 mm **1** - 5 m **2** - 10 m **3** - 15 m **4** - 20 m
LUMEN OUTPUT AT SOURCE	195 lm (3000K, 2.5W, CRI 80) 260 lm (3000K, 3.5W, CRI 80)
DELIVERED LUMEN OUTPUT	118 lm (3000K, 15°, 2.5W, CRI 80) 158 lm (3000K, 15°, 3.5W, CRI 80)
NO. AND TYPE OF LED	1 power LED, 2-step MacAdam 60000h L90 B10 (Ta 25°C)
MATERIAL	body in anticorodal aluminium screen in serigraphed, transparent, tempered extra-clear glass
POWER SUPPLY UNIT	not included, see p. 59
MOUNTING	surface mounted (ceiling, wall, ground)
ACCESSORIES	see p. 58
PHOTOMETRIC DATA	see p. 103

< **PIVOT 1.7**
3000K, 7W, 34°, anodized grey
BRIGHT 1.0
3000K, 2W, 20°, with honeycomb louvre
BRIGHT 3.F
3000K, 10W, 21°

Project by / arch. Angela Sabatelli
Light planning by / FOR.EL.
Photo by / Cosimo Rubino
Church of Maria Santissima del Rosario,
Fasano, Brindisi, Italy

PIVOT

PIVOT 1.7

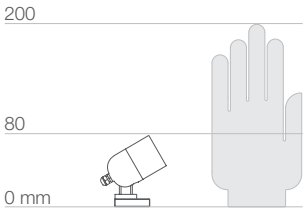

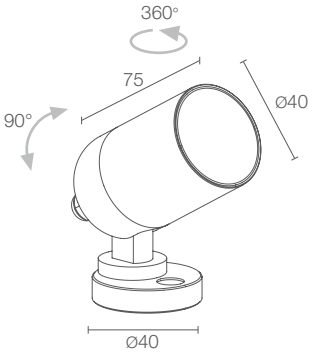

kg 0.40 IP66 IK07

A A+ A++ IPS PID

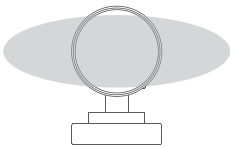

15°x47° optics

46°x16° optics

POWER SUPPLY	24Vdc
CODE	**CP170 E -** White **CP170 N -** Anodized black **CP170 A -** Anodized grey **CP170 H -** Anthracite **CP170 T -** Cor-ten **CP170 5 -** Jasper green **CP170 U -** Copper
POWER	**0** - 3.5W only 5° optics (4000K only CRI 80) **1** - 5W **2** - 7W
CRI	**0** - CRI 80 **1** - CRI >90
LED COLOUR	**F** - 2700K **5** - 3000K **9** - 4000K
OPTICS	**U** - 5° only 3.5W (4000K only CRI 80) **V** - 8° **T** - 11° **S** - 17° **P** - 21° sharp **M** - 34° **L** - 43° **J** - 45° **Q** - 51° sharp **K** - 54° **W** - 15°x47° **X** - 46°x16°
POWER CABLES	includes 1.5 m neoprene cable H05RN-F 2x0.35/0.75 Ø6.3 mm **1** - 5 m **2** - 10 m **3** - 15 m **4** - 20 m
LUMEN OUTPUT AT SOURCE	488 lm (3000K, 5W, CRI 80) 657 lm (3000K, 7W, CRI 80)
DELIVERED LUMEN OUTPUT	352 lm (3000K, 34°, 5W, CRI 80) 463 lm (3000K, 34°, 7W, CRI 80)
NO. AND TYPE OF LED	1 high intensity power LED 3-step MacAdam, 1/4 ANSI BIN (version with 5° optics) 50000h L90 B10 (Ta 25°C)
MATERIAL	body in anticorodal aluminium screen in serigraphed, transparent, tempered extra-clear glass
POWER SUPPLY UNIT	not included, see p. 59
MOUNTING	surface mounted (ceiling, wall, ground, spike, strap)
ACCESSORIES	see p. 58
PHOTOMETRIC DATA	see p. 103 and 104

PIVOT 1.8

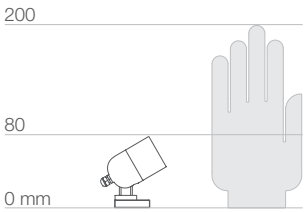

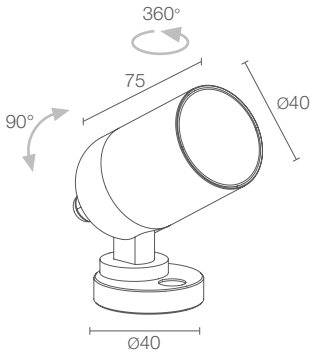

kg 0.40 IP65 IK07

A A+ A++

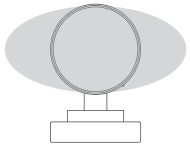

22°x46° optics

46°x22° optics

POWER / POWER SUPPLY **CODE**	max 4.5W max 500mA **CP1820N00 6 0 E -** White **CP1820N00 6 0 N -** Anodized black **CP1820N00 6 0 A -** Anodized grey **CP1820N00 6 0 H -** Anthracite **CP1820N00 6 0 T -** Cor-ten **CP1820N00 6 0 5 -** Jasper green **CP1820N00 6 0 U -** Copper
HONEYCOMB LOUVRE	**0** - not present **1** - present
OPTICS	**S** - 20° **M** - 33° **L** - 45° **K** - 58° **W** - 22°x46° **X** - 46°x22°
POWER CABLES	includes 1.5 m PVC cable FROR 6x0.25 Ø5.0 mm **1** - 5 m **2** - 10 m **3** - 15 m **4** - 20 m
LED COLOUR	RGB
LUMEN OUTPUT AT SOURCE	201 lm, R: 50 lm G: 111 lm B: 40 lm (500mA)
DELIVERED LUMEN OUTPUT	154 lm, R: 43 lm G: 84 lm B: 27 lm (500mA, 33°)
NO. AND TYPE OF LED	3 power LEDs 50000h L90 B10 (Ta 25°C)
MATERIAL	body in anticorodal aluminium screen in serigraphed, transparent, tempered extra-clear glass
POWER SUPPLY UNIT	not included, see p. 59
WIRING	series
MOUNTING	surface mounted (ceiling, wall, ground, spike, strap)
ACCESSORIES	see p. 58
PHOTOMETRIC DATA	see p. 104

PIVOT

PIVOT 2.0

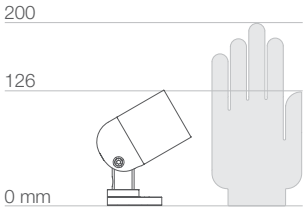

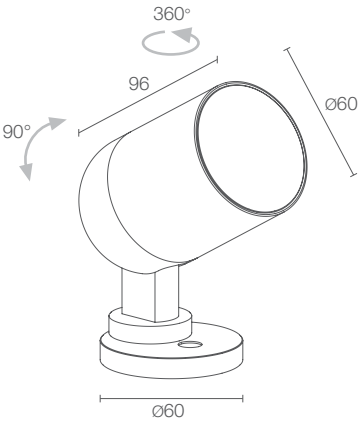

kg 0.64 IP66 IK08

A A+ A++ IPS

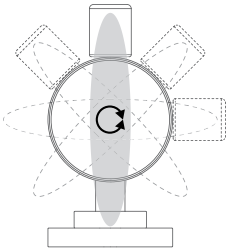

Adjustable elliptical optics

POWER SUPPLY	24Vdc
CODE	**CP200 00 E -** White **CP200 00 H -** Anthracite **CP200 00 T -** Cor-ten **CP200 00 U -** Copper
POWER	**0** - 10W **1** - 14W
CRI	**0** - CRI 80 **1** - CRI >90
HONEYCOMB LOUVRE	**0** - not present **1** - present (not compatible with the 50° sharp and 13°x68° optics, or the 15°–43° zoom lens)
LED COLOUR	**F** - 2700K **5** - 3000K **9** - 4000K
OPTICS	**0S** - 13° **0M** - 25° **0L** - 37° **0Q** - 50° sharp **0W** - 13°x68° adjustable **R3** - zoom lens 15°–43°
POWER CABLES	includes 1.5 m neoprene cable H05RN-F 2x0.35/0.75 Ø6.3 mm **1** - 5 m **2** - 10 m **3** - 15 m **4** - 20 m
LUMEN OUTPUT AT SOURCE	978 lm (3000K, 10W, CRI 80) 1397 lm (3000K, 14W, CRI 80)
DELIVERED LUMEN OUTPUT	835 lm (3000K, 25°, 10W, CRI 80) 1064 lm (3000K, 25°, 14W, CRI 80)
NO. AND TYPE OF LED	1 COB LED, 3-step MacAdam 50000h L95 B10 (Ta 25°C)
MATERIAL	body in anticorodal aluminium screen in serigraphed, transparent, tempered extra-clear glass
POWER SUPPLY UNIT	not included, see p. 59
MOUNTING	surface mounted (ceiling, wall, ground, spike)
ACCESSORIES	see p. 58
FEATURES	manual zoom lens adjustable using magnet included 13°x68° optics adjustable through 360° using magnet included
PHOTOMETRIC DATA	see p. 105

PIVOT 1.7 >
4000K, 7W, 8°, cor-ten
BRIGHT 2.4
4000K, 5W, 13°x52°, stainless steel

Photo by / Andrea Rinaldi
The sea room of the Museo di Storia Naturale del Mediterraneo, Livorno, Italy

PIVOT

ACCESSORIES AND POWER SUPPLY UNITS

	PIVOT MINI 1	PIVOT 1.7	PIVOT 1.8	PIVOT 2.0
ANTI-GLARE ACCESSORIES				
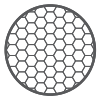 Honeycomb louvre built into the lighting fixture order together with the lighting fixture the honeycomb louvre can be fitted on all optics except for sharp optics		**WH0310**		
 Standard snoot	**WBA02E** White **WBA02H** Anthracite **WBA02T** Cor-ten **WBA02U** Copper Ø29.5x27.5 mm	**WB0310E** White **WB0310N** Anodized black **WB0310A** Anodized grey **WB0310H** Anthracite **WB0310T** Cor-ten **WB03105** Jasper green **WB0310U** Copper Ø44x30 mm	**WB0310E** White **WB0310N** Anodized black **WB0310A** Anodized grey **WB0310H** Anthracite **WB0310T** Cor-ten **WB03105** Jasper green **WB0310U** Copper Ø44x30 mm	**WB1001E** White **WB1001H** Anthracite **WB1001T** Cor-ten **WB1001U** Copper Ø64.5x70 mm
 Asymmetrical snoot	**WBA03E** White **WBA03H** Anthracite **WBA03T** Cor-ten **WBA03U** Copper Ø29.5x34.67 mm	**WB0311E** White **WB0311N** Anodized black **WB0311A** Anodized grey **WB0311H** Anthracite **WB0311T** Cor-ten **WB03115** Jasper green **WB0311U** Copper Ø44x36 mm	**WB0311E** White **WB0311N** Anodized black **WB0311A** Anodized grey **WB0311H** Anthracite **WB0311T** Cor-ten **WB03115** Jasper green **WB0311U** Copper Ø44x36 mm	**WB1002E** White **WB1002H** Anthracite **WB1002T** Cor-ten **WB1002U** Copper Ø64.5x90 mm
ACCESSORIES FOR INSTALLATION				
 Spike for in-ground installation		**WP0100**	**WP0100**	**WP0100**
 Fastener strap - 5 m		**WP1004**	**WP1004**	
SPARE PARTS				
 Magnet for adjustable optics and zoom lens				**WE0201**

POWER SUPPLY UNITS Pivot Mini 1, Pivot 1.7 / 2.0

Max no. fixtures	PSU	IP
1...n	24Vdc	20
1...n	24Vdc	67

POWER SUPPLY UNITS Pivot 1.8

Max no. fixtures	PSU	IP
-	RGB controller	-

v
PIVOT 1.8
RGB, 4.5W, 58°, white

Project and light planning by / pbr Planungsbüro Rohling
Photo by / Andreas Secci
SoleVital, Bad Laer, Germany

SPOT

PROJECTORS FOR OUTDOOR APPLICATIONS

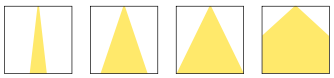

CONSTANT CURRENT

SPOT 1.0 p. 63
max 2W max 500mA
2700K 3000K 4000K 5000K blue

CONSTANT VOLTAGE

SPOT 1.6 p. 63
2W 24Vdc
2700K 3000K 4000K 5000K blue

MAINS VOLTAGE

SPOT 2.4 p. 64
8W 230Vac
3000K 4000K

SPOT 3.4 p. 65
15W 230Vac
2700K 3000K 4000K

NEW **SPOT 4.4** p. 66
22W/32W 230Vac
2700K 3000K 4000K

< **SPOT 2.4**
3000K, 8W, 60°, white
with asymmetrical snoot

Project by / arch. Ciro Alfredo Matarante
Photo by / Alessio Tamborini
Private residence, Foggia, Italy

< SPOT 1.6
2700K, 2W, 20°

Light planning by / MI10studio
Photo by / Germano Borrelli
Il Vittoriale degli Italiani
Gardone Riviera, Brescia, Italy

SPOT 1

SPOT 1.0

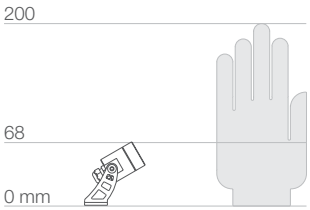

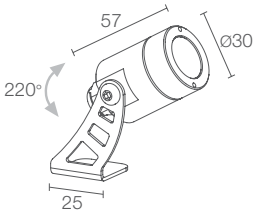

kg 0.40 IP68 IK10

A A+ A++ IPS

POWER / POWER SUPPLY **CODE**	**max 2W max 500mA** **CF1012 ■ ■ A I - ■**
■ **LED COLOUR**	**F** - 2700K **5** - 3000K **9** - 4000K **0** - 5000K **1** - blue
■ **OPTICS**	**S** - 10° **V** - 19° sharp **M** - 20° **L** - 40° **T** - 54° sharp
■ **POWER CABLES**	includes 1.5 m neoprene cable H05RN-F 2x0.35/0.75 Ø6.3 mm **1** - 5 m **2** - 10 m **3** - 15 m **4** - 20 m
LUMEN OUTPUT AT SOURCE	145 lm (3000K, 500mA)
DELIVERED LUMEN OUTPUT	88 lm (3000K, 500mA, 20°)
NO. AND TYPE OF LED	1 power LED 1/4 ANSI BIN (white LED colour) 50000h L90 B10 (Ta 25°C)
MATERIAL	body and trim in AISI 316L stainless steel screen in transparent, tempered glass
POWER SUPPLY UNIT	not included, see p. 69
WIRING	**series**
MOUNTING	surface mounted (ceiling, wall, ground, spike, strap)
ACCESSORIES	see p. 68
NOTES	not suitable for use in swimming pools or fountains version with elliptical optics available on request
PHOTOMETRIC DATA	see p. 106

SPOT 1.6

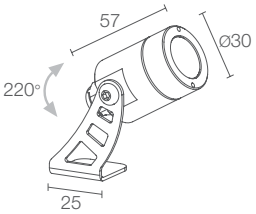

kg 0.40 IP68 IK10

A A+ A++ IPS

	2W 24Vdc **CF1600 ■ ■ I - ■**
■	**F** - 2700K **5** - 3000K **9** - 4000K **0** - 5000K **1** - blue
■	**S** - 10° **V** - 19° sharp **M** - 20° **L** - 40° **T** - 54° sharp
■	includes 1.5 m neoprene cable H05RN-F 2x0.35/0.75 Ø6.3 mm **1** - 5 m **2** - 10 m **3** - 15 m **4** - 20 m
	145 lm (3000K)
	88 lm (3000K, 20°)
	1 power LED 1/4 ANSI BIN (white LED colour) 50000h L90 B10 (Ta 25°C)
	body and trim in AISI 316L stainless steel screen in transparent, tempered glass
	not included, see p. 69
	parallel
	surface mounted (ceiling, wall, ground, spike, strap)
	see p. 68
	not suitable for use in swimming pools or fountains version with elliptical optics available on request
	see p. 106

SPOT 2

SPOT 2.4

v
SPOT 2.4
20° - 34° - 60°

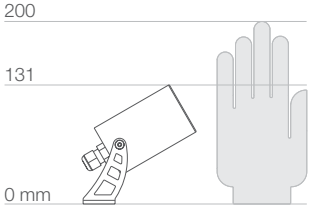

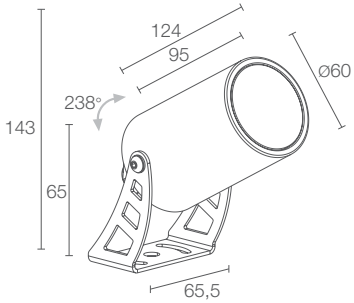

kg 0.70 IP66 IK07

A A+ A++ IPS PID

POWER / POWER SUPPLY	8W 230Vac
CODE	**CF24100000 0 E** White **CF24100000 0 H** Anthracite
LED COLOUR	**5** - 3000K **9** - 4000K
OPTICS	**S** - 20° **M** - 34° **L** - 60°
LUMEN OUTPUT AT SOURCE	586 lm (3000K)
DELIVERED LUMEN OUTPUT	515 lm (3000K, 34°)
NO. AND TYPE OF LED	1 high intensity power LED 3-step MacAdam 50000h L85 B10 (Ta 25°C)
MATERIAL	body in anticorodal aluminium bracket in aluminium screen in serigraphed, transparent, tempered extra-clear glass
POWER SUPPLY UNIT	built in
POWER CABLE	includes 1.5 m neoprene cable H05RN-F 3x1.00 Ø7.0 mm
MOUNTING	surface mounted (ceiling, wall, ground, spike, strap)
ACCESSORIES	see p. 68
PHOTOMETRIC DATA	see p. 106

SPOT 3

SPOT 3.4

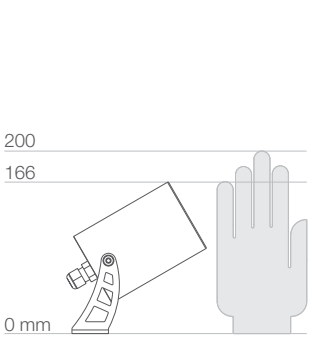

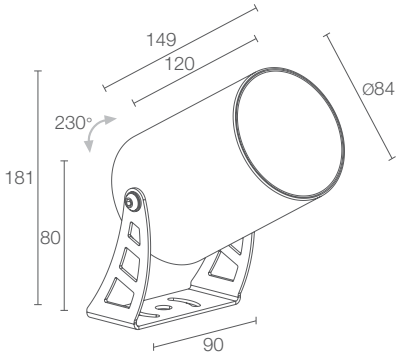

kg 1.20 IP66 IK09

A A+ A++ IPS

POWER / POWER SUPPLY	15W 230Vac
CODE	**CF34100000 0 E** White **CF34100000 0 H** Anthracite
LED COLOUR	**F** - 2700K **5** - 3000K **9** - 4000K
OPTICS	**S** - 15° **M** - 39° **L** - 55°
LUMEN OUTPUT AT SOURCE	1476 lm (3000K)
DELIVERED LUMEN OUTPUT	1042 lm (3000K, 39°)
NO. AND TYPE OF LED	1 COB LED 3-step MacAdam 50000h L90 B10 (Ta 25°C)
MATERIAL	body in anticorodal aluminium bracket in aluminium screen in serigraphed, transparent, tempered extra-clear glass
POWER SUPPLY UNIT	built in
POWER CABLE	includes 1.5 m neoprene cable H05RN-F 3x1.00 Ø7.0 mm
MOUNTING	surface mounted (ceiling, wall, ground, spike, strap)
ACCESSORIES	see p. 68
PHOTOMETRIC DATA	see p. 107

SPOT 4

SPOT 4.4

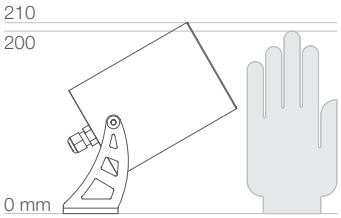

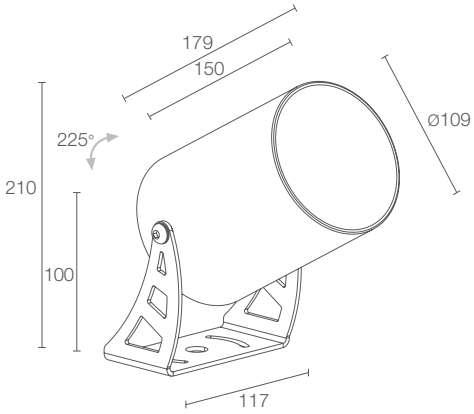

kg 2.50 IP66 IK08

A A+ A++ IPS

POWER SUPPLY **CODE**	230Vac **CF441 0000 0 E** White **CF441 0000 0 H** Anthracite
POWER	**0** - 22W **1** - 32W
LED COLOUR	**F** - 2700K **5** - 3000K **9** - 4000K
OPTICS	**S** - 15° **M** - 24° **L** - 32° **J** - 54°
LUMEN OUTPUT AT SOURCE	2365 lm (3000K, 22W) 3010 lm (3000K, 32W)
DELIVERED LUMEN OUTPUT	1923 lm (3000K, 15°, 22W) 2450 lm (3000K, 15°, 32W)
NO. AND TYPE OF LED	1 COB LED, 2-step MacAdam 50000h L90 B10 (Ta 25°C)
MATERIAL	body in anticorodal aluminium bracket in aluminium screen in serigraphed, transparent, tempered extra-clear glass
POWER SUPPLY UNIT	built in
POWER CABLE	includes 1.5 m neoprene cable H05RN-F 3x1.00 Ø7.0 mm
MOUNTING	surface mounted (ceiling, wall, ground, spike)
ACCESSORIES	see p. 68
NOTES	version with honeycomb louvre available on request
PHOTOMETRIC DATA	see p. 107

SPOT 1.6 >
3000K, 2W, 40°

Project by / arch. Ciro Alfredo Matarante
Photo by / Alessio Tamborini
Private residence, Foggia, Italy

SPOT

ACCESSORIES AND POWER SUPPLY UNITS

	SPOT 1.0	SPOT 1.6	SPOT 2.4	SPOT 3.4	SPOT 4.4
ANTI-GLARE ACCESSORIES					
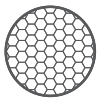 Honeycomb louvre built into the lighting fixture order together with the lighting fixture the honeycomb louvre can be fitted on all optics except for the 19° sharp and 54° sharp optics	**WH0101**	**WH0101**			
Standard snoot	**WB0320I** Stainless steel Ø33x25 mm	**WB0320I** Stainless steel Ø33x25 mm	**WB1001E** White **WB1001H** Anthracite Ø64.5x70 mm	**WB8010E** White **WB8010H** Anthracite Ø90x85 mm	**WB1101E** White **WB1101H** Anthracite Ø115x85 mm
Asymmetrical snoot	**WB0321I** Stainless steel Ø33x31.5 mm	**WB0321I** Stainless steel Ø33x31.5 mm	**WB1002E** White **WB1002H** Anthracite Ø64.5x90 mm	**WB8020E** White **WB8020H** Anthracite Ø85x92 mm	**WB1102E** White **WB1102H** Anthracite Ø110x120 mm
ACCESSORIES FOR INSTALLATION					
Spike for in-ground installation	**WP0100**	**WP0100**	**WP0100**	**WP0100**	
Spike for in-ground installation					**WP0300**
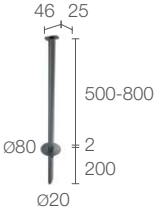 Spike for in-ground installation			h 500 mm **WP1006E** White **WP1006H** Anthracite h 800 mm **WP1007E** White **WP1007H** Anthracite	h 500 mm **WP1006E** White **WP1006H** Anthracite h 800 mm **WP1007E** White **WP1007H** Anthracite	
Fastener strap – 5 m	**WP1004**	**WP1004**	**WP1004**	**WP1004**	

POWER SUPPLY UNITS Spot 1.0

350mA

Max no. fixtures	PSU	IP
1/3	A13350VL	20
1/15	ACUNI020T1	20
3/9	A19350QL	20
5/12	A312350QL	20
1/12 dimmer	ADUNITC	20
2/6	A16350IP67	67
5/12	A312350IP67	67

500mA

Max no. fixtures	PSU	IP
1/3	A13500TC	20
1/10	ACUNI020T1	20
2/5	A15500QL	20
5/10	A310500QL	20
1/12 dimmer	ADUNITC	20
1/4	A14500IP67	67
5/10	A310500IP67	67

POWER SUPPLY UNITS Spot 1.6

Max no. fixtures	PSU	IP
1...n	24Vdc	20
1...n	24Vdc	67

v
SPOT 1.0
3000K, 2W, 40°
TREVI 1.0
3000K, 10W, diffuse
BRIGHT 1.6
3000K, 2W, 40°

Light planning by / City Green Light
Photo by / Archifotografia
Fontana del Canale, Campobello di Licata, Agrigento, Italy



CORSO

OUTDOOR RECESSED
WITH BUILT-IN POWER SUPPLY





UP TO 3 m

Ø85 mm

CORSO 1.0 p. 74
3.5W 110-230Vac
ON/OFF

UP TO 5 m

Ø112 mm

CORSO 2.0 p. 74
8W 110-230Vac
ON/OFF



UP TO 7 m

Ø148 mm

CORSO 3.0 p. 75
15W 230Vac
ON/OFF

UP TO 10 m

Ø200 mm

CORSO 4.0 p. 75
21W 230Vac
ON/OFF
DALI + PUSH

< **CORSO 2.0**
3000K, 8W, 36°

MAXIMUM RESISTANCE
TO CORROSION

The carbon-fibre-reinforced, semi-crystalline technopolymer used for the fixture's body cannot be damaged by atmospheric agents and is the ideal choice for saline and high-corrosion environments. In addition, as it is a thermally conductive material, it is a highly efficient heat dissipater, so the power supply can be housed inside the body.

BUILT-IN
PROTECTION
SYSTEMS:

IPS
INTELLIGENT
PROTECTION
SYSTEM

PID
PROTECTIVE
IMPEDANCE
DEVICE

ASYMMETRICAL
OPTICS OPTIMALLY
DIRECT THE LIGHT
OUTPUT TOWARDS
THE SURFACE TO BE LIT

IP68 WATERTIGHT CONNECTOR:
THE 230VAC BUILT-IN
POWER SUPPLY UNIT
ALLOWS THE FIXTURE
TO BE CONNECTED
DIRECTLY TO THE NEOPRENE
CABLE WITHOUT THE NEED
FOR REMOTE DRIVERS

CORSO

UNIQUE SELLING POINTS

IK08

TRANSPARENT EXTRA-CLEAR GLASS, UP TO 12 MM THICK, HIGH TRANSMITTANCE TO ENSURE CHROMATIC UNIFORMITY OF LIGHT AND TEMPERED FOR EXCELLENT RESISTANCE TO KNOCKS AND SCRATCHES

TRIM IN AISI 316L STAINLESS STEEL, MADE WITH A CNC LATHE

DRIVE-OVER UP TO 2000 KG

INGRESS PROTECTION
IP65
IP67

IP65
IP67

RESISTANT TO CLEANING WITH HIGH-PRESSURE, HIGH-TEMPERATURE SPRAY-DOWNS (ISO 20653 COMPLIANT)

IP69K

115

THE OUTER CASING'S LOW HEIGHT MEANS IT CAN BE INSTALLED IN REDUCED THICKNESSES SUCH AS PAVEMENTS

CORSO

CORSO 1.0

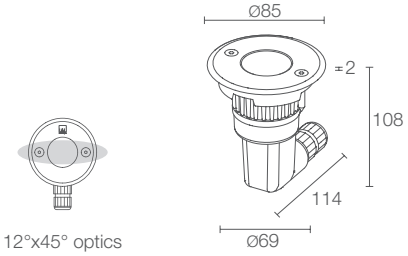

kg 1500 kg 0.40 IP65 IP67 IP69K IK08

A A+ A++ IPS PID T max 50°C

POWER / POWER SUPPLY **CODE**	**3.5W 110-230Vac** **CR1010000 0 I**
CONTROL SYSTEM	on/off
HONEYCOMB LOUVRE	**0** - not present **1** - present (not compatible with the diffuse optics)
LED COLOUR	**F** - 2700K **5** - 3000K **9** - 4000K
OPTICS	**S** - 13° **M**- 28° **L** - 37° **W**- 12°x45° **D** - diffuse
LUMEN OUTPUT AT SOURCE	224 lm (3000K)
DELIVERED LUMEN OUTPUT	178 lm (3000K, 13°)
NO. AND TYPE OF LED	1 power LED 1/4 ANSI BIN, 50000h L90 B10 (Ta 25°C)
MATERIAL	body in thermally conductive plastic trim in AISI 316L stainless steel screen in transparent, tempered extra-clear glass
POWER SUPPLY UNIT	built in
MOUNTING	recessed (wall, ground)
ACCESSORIES	see p. 76
FEATURES	electrical wiring simplified by the ability to connect the electrical cables directly to the fixture
NOTES	
PHOTOMETRIC DATA	see p. 97

CORSO 2.0

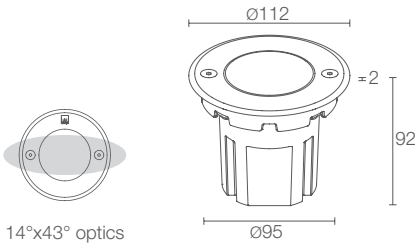

kg 2000 kg 0.70 IP65 IP67 IP69K IK08

A A+ A++ IPS PID T max 50°C

	8W 110-230Vac **CR2010000 0 I**
	on/off
	0 - not present **1** - present (not compatible with the diffuse optics)
	F - 2700K **5** - 3000K **9** - 4000K
	S - 12° **M**- 36° **L** - 70° **W**- 14°x43° **D** - diffuse
	657 lm (3000K)
	504 lm (3000K, 36°)
	1 high intensity power LED 3-step MacAdam, 50000h L90 B10 (Ta 25°C)
	body in thermally conductive plastic trim in AISI 316L stainless steel screen in serigraphed-grey and transparent, tempered extra-clear glass
	built in
	recessed (wall, ground)
	see p. 76
	electrical wiring simplified by the ability to connect the electrical cables directly to the fixture
	see p. 97

CORSO 3.0

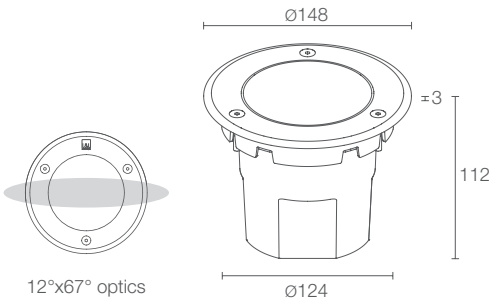

kg 2000 kg 1.30 IP65 IP67 IP69K IK08

A A+ A++ IPS T max 50°C

	15W 230Vac **CR3010000** ■ ■ **0** ■ **I**
	on/off
■	**0** - not present **1** - present (not compatible with 12°x67°, asymmetrical and diffuse optics)
■	**F** - 2700K **5** - 3000K **9** - 4000K
■	**S** - 13° **M**- 40° **L** - 58° **W**- 12°x67° **A** - asymmetrical **D** - diffuse
	1360 lm (3000K)
	1112 lm (3000K, 40°)
	1 high power density COB LED 3-step MacAdam, 50000h L95 B10 (Ta 25°C)
	body in thermally conductive plastic trim in AISI 316L stainless steel screen in serigraphed-grey and transparent, tempered extra-clear glass
	built in
	recessed (wall, ground)
	see p. 76
	electrical wiring simplified by the ability to connect the electrical cables directly to the fixture
	see p. 98

CORSO 4.0

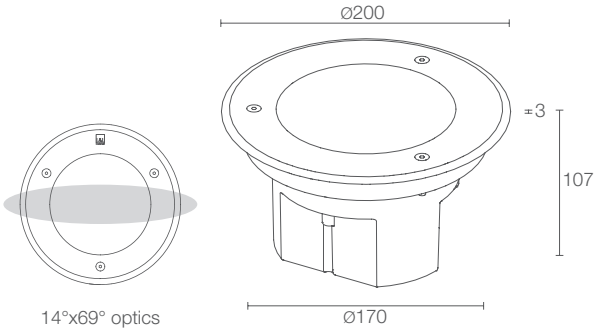

kg 2000 kg 1.70 IP65 IP67 IP69K IK08

A A+ A++ IPS T max 50°C DALI

	21W 230Vac **CR40100** ■ **0** ■ ■ **0** ■ **I**
■	**0** - on/off **D** - DALI + PUSH
■	**0** - not present **1** - present (not compatible with 14°x69°, asymmetrical and diffuse optics)
■	**F** - 2700K **5** - 3000K **9** - 4000K
■	**S** - 13° **M**- 38° **L** - 71° **W**- 14°x69° **A** - asymmetrical **D** - diffuse
	2200 lm (3000K)
	1740 lm (3000K, 13°)
	1 high power density COB LED 3-step MacAdam, 50000h L90 B10 (Ta 25°C)
	body in thermally conductive plastic trim in AISI 316L stainless steel screen in serigraphed-grey and transparent, tempered extra-clear glass
	built in
	recessed (wall, ground)
	see p. 76
	electrical wiring simplified by the ability to connect the electrical cables directly to the fixture
	version with in/out connection available on request
	see p. 98

CORSO

ACCESSORIES

ACCESSORIES FOR INSTALLATION

WCA04
Outer casing
(Corso 1.0)

WC0105
Outer casing
(Corso 2.0)

WC0601
Outer casing
(Corso 3.0)

WC0701
Outer casing
(Corso 3.0)

WCA03
Outer casing
(Corso 4.0)

GEM

INDOOR PROJECTOR
SHOWCASES IN MUSEUMS, PRIVATE HOMES AND RETAIL SETTINGS

2700K 3000K 4000K

Ø12 mm	Ø22 mm	Ø32 mm
NEW **GEM MINI 1.0** p. 80 max 1W max 350mA	NEW **GEM 1.1** p. 81 max 2.5W max 700mA	NEW **GEM 2.1** p. 81 max 4.5W max 350mA

< **GEM 1**
3000K, 2.5W, 42°, black

GEM

v
GEM 1
3000K, 2.5W, 42°, black

Project by / Studio ARCHH Lorenzo Agnese
Giovanni Guerrieri
Photo by / Alessio Tamborini
The Coeclerici Gallery - Galata Maritime Museum
Genoa, Italy

GEM MINI 1

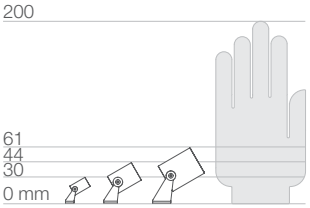

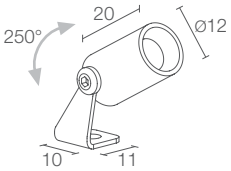

kg 0.021 IP40

A A+ A++

POWER / POWER SUPPLY	max 1W max 350mA
CODE	**GE01201000 0 B** White **GE01201000 0 P** Pearl chrome **GE01201000 0 N** Black
HONEYCOMB LOUVRE	
LED COLOUR	**F** - 2700K **5** - 3000K **9** - 4000K
OPTICS	**M** - 23° **F** - 36° **L** - 48°
LUMEN OUTPUT AT SOURCE	105 lm (3000K, 350mA)
DELIVERED LUMEN OUTPUT	51 lm (3000K, 350mA, 36°)
NO. AND TYPE OF LED	1 power LED 3-step MacAdam, 50000h L90 B10 (Ta 25°C)
MATERIAL	body in anticorodal aluminium bracket in aluminium
POWER SUPPLY UNIT	not included, see p. 82 and 83
POWER CABLE	includes 1.5 m PVC cable HT105° 2x0.20 Ø3.0 mm
WIRING	series
MOUNTING	surface mounted (ceiling, wall, shelf, shop window)
ACCESSORIES	see p. 82
FEATURES	CRI >90
PHOTOMETRIC DATA	see p. 100

GEM 1.1

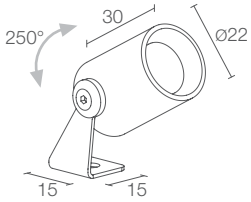

kg 0.039 IP40

A A+ A++

	max 2.5W max 700mA **GE1120100 0 B** White **GE1120100 0 P** Pearl chrome **GE1120100 0 N** Black
■	**0** - not present **1** - present
■	**F** - 2700K **5** - 3000K **9** - 4000K
■	**S** - 17° **M** - 23° **F** - 32° **L** - 42°
	260 lm (3000K, 700mA)
	160 lm (3000K, 700mA, 23°)
	1 power LED 2-step MacAdam, 50000h L90 B10 (Ta 25°C)
	body in anticorodal aluminium bracket in aluminium
	not included, see p. 82 and 83
	includes 1.5 m PVC cable HT105° 2x0.20 Ø3.0 mm
	series
	surface mounted (ceiling, wall, shelf, shop window)
	see p. 82
	CRI >90
	see p. 100

GEM 2.1

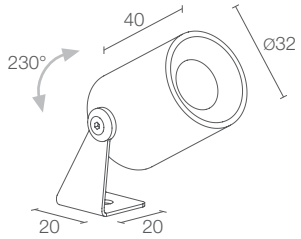

kg 0.073 IP40

A A+ A++ PID

	max 4.5W max 350mA **GE2120100 0 B** White **GE2120100 0 P** Pearl chrome **GE2120100 0 N** Black
■	**0** - not present **1** - present
■	**F** - 2700K **5** - 3000K **9** - 4000K
■	**S** - 16° **M** - 23° **F** - 33° **L** - 42°
	452 lm (3000K, 350mA)
	280 lm (3000K, 350mA, 23°)
	1 high intensity power LED 3-step MacAdam, 50000h L90 B10 (Ta 25°C)
	body in anticorodal aluminium bracket in aluminium
	not included, see p. 82 and 83
	includes 1.5 m PVC cable HT105° 2x0.20 Ø3.0 mm
	series
	surface mounted (ceiling, wall, shelf, shop window)
	see p. 82
	CRI >90
	see p. 100

GEM

ACCESSORIES AND POWER SUPPLY UNITS

POWER CABLES

PVC cable
HT105° 2x0.20 Ø3.0 mm
your choice of length

WF0600 - Grey
WF4000 - Black

order together with the lighting fixture

CONTROL GEAR

Low-voltage converter with
350 mm cable to be used with
constant-voltage power supply unit.
Output: 350mA constant, max 8.4W

WFA024350

(Gem Mini 1, Gem 1.1 / 2.1)

Low-voltage converter with
350 mm cable to be used with
constant-voltage power supply unit.
Output: 500mA constant, max 12W

WFA024500

(Gem 1.1)

Low-voltage converter with
350 mm cable to be used with
constant-voltage power supply unit.
Output: 700mA constant, max 16.8W

WFA024700

(Gem 1.1)

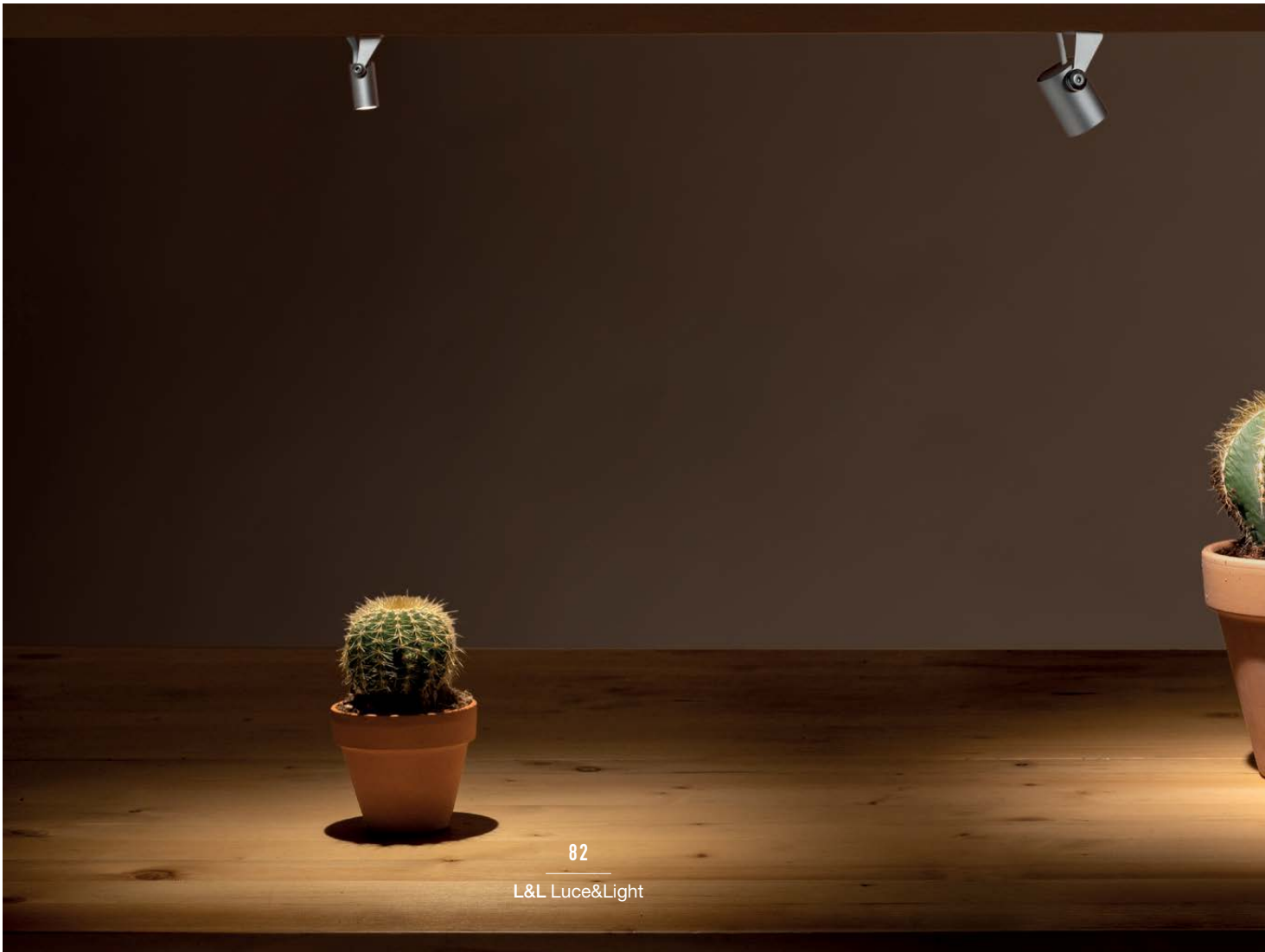

POWER SUPPLY UNITS Gem Mini 1

350mA

Max no. fixtures	PSU	IP
1/3	A13350VL	20
1/15	ACUNI020T1	20
3/9	A19350QL	20
5/12	A312350QL	20
1/12 Dimmer	ADUNITC	20

POWER SUPPLY UNITS Gem 1.1

700mA

Max no. fixtures	PSU	IP
1/3	A13700QL	20
1/7 Dimmer	ADUNITC	20
1/7	ACUNI020T1	20
1/3	A13700IP67	67
1/9	A39700IP67	67

POWER SUPPLY UNITS Gem 2.1

350mA

Max no. fixtures	PSU	IP
1	A13350VL	20
1/4	ACUNI020T1	20
1/3	A19350QL	20
1/3	A312350QL	67
1/4	ADUNITC	67

GEM MINI 1
3000K, 1W, 48°, pearl chrome
GEM 1.1
3000K, 2.5W, 42°, pearl chrome
GEM 2.1
3000K, 4.5W, 42°, pearl chrome



EYES

INDOOR RECESSED DOWNLIGHTS
STARRY SKY, SHELVES, SHOWCASES AND FALSE CEILINGS

IDEAL FOR STARRY SKY

2700K 3000K 4000K 5000K blue

wide diffuse

CONSTANT CURRENT

Ø25 mm

EYES 1.0 p. 86
max 1W max 350mA

25x25 mm

EYES 1.2 p. 86
max 1W max 350mA

CONSTANT VOLTAGE

Ø25 mm

EYES 1.6 p. 87
1W 24Vdc

25x25 mm

EYES 1.8 p. 87
1W 24Vdc

IDEAL FOR SHELVES AND SHOWCASES

2700K 3000K 4000K

narrow medium elliptical diffuse

CONSTANT CURRENT

Ø34 mm

NEW **EYES 2.R** p. 88
max 2.5W max 700mA

35x35 mm

NEW **EYES 2.S** p. 88
max 2.5W max 700mA

CONSTANT VOLTAGE

Ø34 mm

NEW **EYES 2.T** p. 89
3W 24Vdc

35x35 mm

NEW **EYES 2.U** p. 89
3W 24Vdc

v
EYES 2
4000K, 2.5W, 23°, white

Project and light planning by / Studio Casolaro
Giuseppe e Ottavio
Offices, Foggia, Italy

EYES 1

EYES 1.0

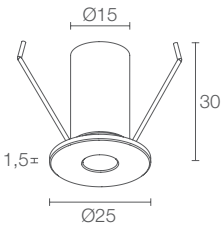

Ø 70 mm
H 90 mm

Ø 18 mm

kg 0.08 IP40

A A+ A++ EPS

POWER / POWER SUPPLY	**max 1W max 350mA**
CODE	**EY1011 B** White **EY1011 C** Chrome **EY1011 D** Gold **EY1011 S** Satin **EY1011 N** Black
LED COLOUR	**F** - 2700K **5** - 3000K **9** - 4000K **0** - 5000K **1** - blue
OPTICS	**F** - 40° **D** - diffuse
LUMEN OUTPUT AT SOURCE	110 lm (3000K, 350mA)
DELIVERED LUMEN OUTPUT	54 lm (3000K, 350mA, 40°)
NO. AND TYPE OF LED	1 power LED 1/4 ANSI BIN (white LED colour) 50000h L90 B10 (Ta 25°C)
MATERIAL	body in aluminium, trim in brass
POWER SUPPLY UNIT	not included, see p. 90 and 91
POWER CABLE	includes 1.5 m PVC cable FROR 2x0.35 Ø3.5 mm
WIRING	series
MOUNTING	recessed (ceiling)
ACCESSORIES	see p. 90
PHOTOMETRIC DATA	see p. 99

EYES 1.2

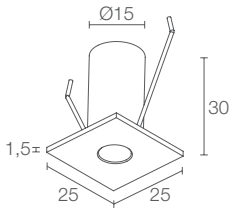

Ø 70 mm
H 90 mm

Ø 18 mm

kg 0.08 IP40

A A+ A++ EPS

	max 1W max 350mA
	EY1211 B White **EY1211 C** Chrome **EY1211 D** Gold **EY1211 S** Satin **EY1211 N** Black
	F - 2700K **5** - 3000K **9** - 4000K **0** - 5000K **1** - blue
	F - 40° **D** - diffuse
	110 lm (3000K, 350mA)
	54 lm (3000K, 350mA, 40°)
	1 power LED 1/4 ANSI BIN (white LED colour) 50000h L90 B10 (Ta 25°C)
	body in aluminium, trim in brass
	not included, see p. 90 and 91
	includes 1.5 m PVC cable FROR 2x0.35 Ø3.5 mm
	series
	recessed (ceiling)
	see p. 90
	see p. 99

EYES 1.6

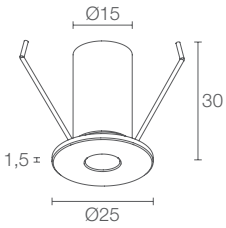

Ø 70 mm
H 90 mm

Ø 18 mm

kg 0.08 IP40

A A+ A++ EPS

	1W 24Vdc
	EY1611 B White
	EY1611 C Chrome
	EY1611 D Gold
	EY1611 S Satin
	EY1611 N Black
	F - 2700K **5** - 3000K **9** - 4000K **0** - 5000K **1** - blue
	F - 40° **D** - diffuse
	110 lm (3000K)
	54 lm (3000K, 40°)
	1 power LED 1/4 ANSI BIN (white LED colour) 50000h L90 B10 (Ta 25°C)
	body in aluminium, trim in brass
	not included, see p. 91
	includes 1.5 m PVC cable FROR 2x0.35 Ø3.5 mm
	parallel
	recessed (ceiling)
	none
	see p. 99

EYES 1.8

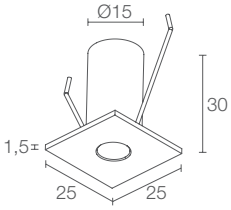

Ø 70 mm
H 90 mm

Ø 18 mm

kg 0.08 IP40

A A+ A++ EPS

	1W 24Vdc
	EY1811 B White
	EY1811 C Chrome
	EY1811 D Gold
	EY1811 S Satin
	EY1811 N Black
	F - 2700K **5** - 3000K **9** - 4000K **0** - 5000K **1** - blue
	F - 40° **D** - diffuse
	110 lm (3000K)
	54 lm (3000K, 40°)
	1 power LED 1/4 ANSI BIN (white LED colour) 50000h L90 B10 (Ta 25°C)
	body in aluminium, trim in brass
	not included, see p. 91
	includes 1.5 m PVC cable FROR 2x0.35 Ø3.5 mm
	parallel
	recessed (ceiling)
	none
	see p. 99

EYES 2

EYES 2.R

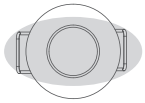

20°x40° optics
(Eyes 2.R / 2.T)

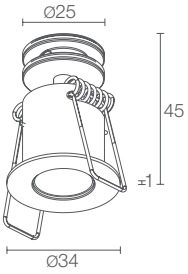

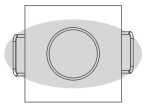

20°x40° optics
(Eyes 2.S / 2.U)

Ø 110 mm
H 90 mm

Ø 30 mm

kg 0.075 IP40

A A+ A++ EPS

POWER / POWER SUPPLY	**max 2.5W max 700mA**
CODE	**EY2R201000 0 B** White **EY2R201000 0 S** Satin **EY2R201000 0 N** Black
LED COLOUR	**F** - 2700K **5** - 3000K **9** - 4000K
OPTICS	**S** - 17° **M** - 23° **L** - 36° **W** - 20°x40° **D** - diffuse
LUMEN OUTPUT AT SOURCE	260 lm (3000K, 700mA)
DELIVERED LUMEN OUTPUT	160 lm (3000K, 700mA, 23°)
NO. AND TYPE OF LED	1 power LED 2-step MacAdam, 60000h L90 B10 (Ta 25°C)
MATERIAL	body in brass
POWER SUPPLY UNIT	not included, see p. 90 and 91
POWER CABLE	includes 1.5 m PVC cable FROR 2x0.35 Ø3.5 mm
WIRING	series
MOUNTING	recessed (ceiling)
ACCESSORIES	see p. 90
FEATURES	CRI >90
PHOTOMETRIC DATA	see p. 99

EYES 2.S

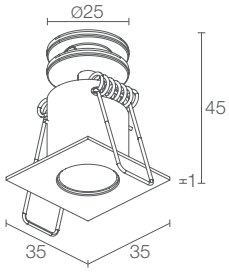

Ø 110 mm
H 90 mm

Ø 30 mm

kg 0.075 IP40

A A+ A++ EPS

	max 2.5W max 700mA
	EY2S201000 0 B White **EY2S201000 0 S** Satin **EY2S201000 0 N** Black
	F - 2700K **5** - 3000K **9** - 4000K
	S - 17° **M** - 23° **L** - 36° **W** - 20°x40° **D** - diffuse
	260 lm (3000K, 700mA)
	160 lm (3000K, 700mA, 23°)
	1 power LED 2-step MacAdam, 60000h L90 B10 (Ta 25°C)
	body in brass
	not included, see p. 90 and 91
	includes 1.5 m PVC cable FROR 2x0.35 Ø3.5 mm
	series
	recessed (ceiling)
	see p. 90
	CRI >90
	see p. 99

EYES 2.T

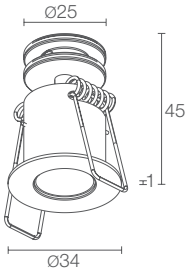

Ø 110 mm
H 90 mm

Ø 30 mm

kg 0.075 IP40

A A+ A++ EPS

	3W 24Vdc **EY2T001000 0 B** White **EY2T001000 0 S** Satin **EY2T001000 0 N** Black
■	**F** - 2700K **5** - 3000K **9** - 4000K
■	**S** - 17° **M** - 23° **L** - 36° **W** - 20°x40° **D** - diffuse
	260 lm (3000K)
	160 lm (3000K, 23°)
	1 power LED 2-step MacAdam, 60000h L90 B10 (Ta 25°C)
	body in brass
	not included, see p. 91
	includes 1.5 m PVC cable FROR 2x0.35 Ø3.5 mm
	parallel
	recessed (ceiling)
	see p. 90
	CRI >90
	see p. 99

EYES 2.U

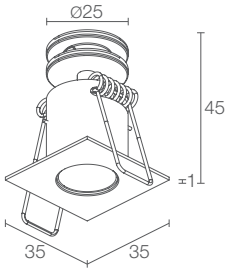

Ø 110 mm
H 90 mm

Ø 30 mm

kg 0.075 IP40

A A+ A++ EPS

	3W 24Vdc **EY2U001000 0 B** White **EY2U001000 0 S** Satin **EY2U001000 0 N** Black
■	**F** - 2700K **5** - 3000K **9** - 4000K
■	**S** - 17° **M** - 23° **L** - 36° **W** - 20°x40° **D** - diffuse
	260 lm (3000K)
	160 lm (3000K, 23°)
	1 power LED 2-step MacAdam, 60000h L90 B10 (Ta 25°C)
	body in brass
	not included, see p. 91
	includes 1.5 m PVC cable FROR 2x0.35 Ø3.5 mm
	parallel
	recessed (ceiling)
	see p. 90
	CRI >90
	see p. 99

EYES

ACCESSORIES AND POWER SUPPLY UNITS

ACCESSORIES FOR INSTALLATION

WC0202

Outer casing

(Eyes 2.R / 2.S / 2.T / 2.U)

POWER CABLES AND CONTROL GEAR

PVC cable
FROR 2x0.35 Ø3.5 mm
your choice of length

WF0110

(Eyes 1.0 / 1.2 / 2.R / 2.S)

order together
with the lighting fixture

Low-voltage converter with
350 mm cable to be used with
constant-voltage power supply unit.
Output: 350mA constant, max 8.4W

WFA024350

(Eyes 1.0 / 1.2 / 2.R / 2.S)

Low-voltage converter with
350 mm cable to be used with
constant-voltage power supply unit.
Output: 500mA constant, max 12W

WFA024500

(Eyes 2.R / 2.S)

Low-voltage converter with
350 mm cable to be used with
constant-voltage power supply unit.
Output: 700mA constant, max 16.8W

WFA024700

(Eyes 2.R / 2.S)

POWER SUPPLY UNITS Eyes 1.0 / 1.2

Max no. fixtures	PSU	IP
1/3	A13350VL	20
1/15	ACUNI020T1	20
3/9	A19350QL	20
5/12	A312350QL	20
1/12 Dimmer	ADUNITC	20

POWER SUPPLY UNITS Eyes 2.R / 2.S

Max no. fixtures	PSU	IP
1/3	A13700QL	20
1/7 Dimmer	ADUNITC	20
1/7	ACUNI020T1	20
1/3	A13700IP67	67
1/9	A39700IP67	67

POWER SUPPLY UNITS Eyes 1.6 / 1.8 / 2.T / 2.U

Max no. fixtures	PSU	IP
1...n	24Vdc	20

v
EYES 2
4000K, 2.5W, 23°, white

PHOTOMETRIC DATA

BERICA

INDOOR WALL MOUNTED

BERICA 1.0

A - Asymmetrical

		Lux max (3000K)	cd/klm max 717
H (m)	Ø (m)	Ø (m)	
0,50	0,31	0,96	796
1,00	0,63	1,92	199
1,50	0,94	2,88	88
2,00	1,25	3,84	50
2,50	1,56	4,81	32
3,00	1,88	5,77	22

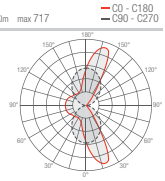

D - Diffuse

		Lux max (3000K)	cd/klm max 462
H (m)	Ø (m)	Ø (m)	
0,50	1,02	1,44	465
1,00	2,03	2,88	116
1,50	3,05	4,32	52
2,00	4,06	5,75	29
2,50	5,08	7,19	19
3,00	6,10	8,63	13

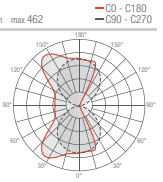

LW - 43°x96°

		Lux max (3000K)	cd/klm max 680
H (m)	Ø (m)	Ø (m)	
0,50	0,39	1,10	891
1,00	0,78	2,20	223
1,50	1,17	3,30	99
2,00	1,56	4,40	56
2,50	1,95	5,50	36
3,00	2,34	6,60	25

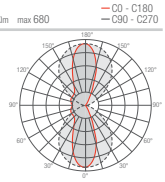

KW - 54°x90°

		Lux max (3000K)	cd/klm max 608
H (m)	Ø (m)	Ø (m)	
0,50	0,52	0,99	748
1,00	1,03	1,98	187
1,50	1,55	2,97	83
2,00	2,07	3,96	47
2,50	2,58	4,95	30
3,00	3,10	5,95	21

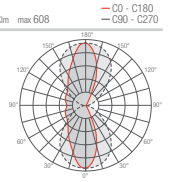

BERICA 1.1

A - Asymmetrical

		Lux max (3000K)	cd/klm max 717
H (m)	Ø (m)	Ø (m)	
0,50	0,31	0,96	4203
1,00	0,63	1,92	1051
1,50	0,94	2,88	467
2,00	1,25	3,84	263
2,50	1,56	4,81	168
3,00	1,88	5,77	117

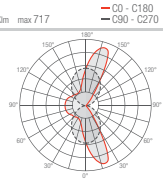

D - Diffuse

		Lux max (3000K)	cd/klm max 462
H (m)	Ø (m)	Ø (m)	
0,50	1,02	1,44	5958
1,00	2,03	2,88	1489
1,50	3,05	4,32	662
2,00	4,06	5,75	372
2,50	5,08	7,19	238
3,00	6,10	8,63	165

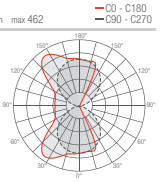

LW - 43°x96°

		Lux max (3000K)	cd/klm max 680
H (m)	Ø (m)	Ø (m)	
0,50	0,39	1,10	5666
1,00	0,78	2,20	1416
1,50	1,17	3,30	630
2,00	1,56	4,40	354
2,50	1,95	5,50	227
3,00	2,34	6,60	157

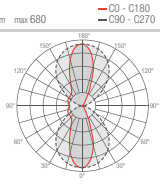

KW - 54°x90°

		Lux max (3000K)	cd/klm max 608
H (m)	Ø (m)	Ø (m)	
0,50	0,52	0,99	4150
1,00	1,03	1,98	1038
1,50	1,55	2,97	461
2,00	2,07	3,96	259
2,50	2,58	4,95	166
3,00	3,10	5,95	115

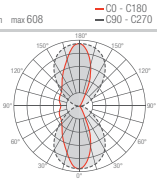

BERICA 1.2

A - Asymmetrical

		Lux max (3000K)	cd/klm max 717
H (m)	Ø (m)	Ø (m)	
0,50	0,31	0,96	6364
1,00	0,63	1,92	1591
1,50	0,94	2,88	707
2,00	1,25	3,84	398
2,50	1,56	4,81	255
3,00	1,88	5,77	177

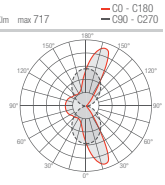

D - Diffuse

		Lux max (3000K)	cd/klm max 462
H (m)	Ø (m)	Ø (m)	
0,50	1,02	1,44	3720
1,00	2,03	2,88	930
1,50	3,05	4,32	413
2,00	4,06	5,75	232
2,50	5,08	7,19	149
3,00	6,10	8,63	103

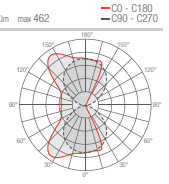

LW - 43°x96°

		Lux max (3000K)	cd/klm max 680
H (m)	Ø (m)	Ø (m)	
0,50	0,39	1,10	7127
1,00	0,78	2,20	1782
1,50	1,17	3,30	792
2,00	1,56	4,40	445
2,50	1,95	5,50	285
3,00	2,34	6,60	198

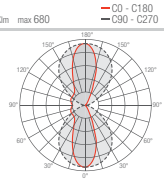

KW - 54°x90°

		Lux max (3000K)	cd/klm max 608
H (m)	Ø (m)	Ø (m)	
0,50	0,52	0,99	5986
1,00	1,03	1,98	1496
1,50	1,55	2,97	665
2,00	2,07	3,96	374
2,50	2,58	4,95	239
3,00	3,10	5,95	166

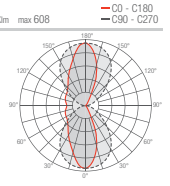

BERICA 2.0

A - Asymmetrical

Lux max (3000K) cd/klm max 706

H (m)	Ø (m)	Ø (m)	
0,50	0,37	0,97	796
1,00	0,73	1,95	199
1,50	1,10	2,92	88
2,00	1,46	3,90	50
2,50	1,83	4,87	32
3,00	2,19	5,84	22

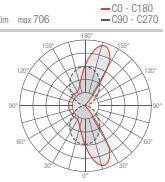

D - Diffuse

Lux max (3000K) cd/klm max 466

H (m)	Ø (m)	Ø (m)	
0,50	1,02	1,48	467
1,00	2,03	2,96	117
1,50	3,05	4,44	52
2,00	4,06	5,92	29
2,50	5,08	7,40	19
3,00	6,10	8,88	13

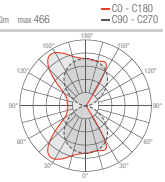

LW - 45°x96°

Lux max (3000K) cd/klm max 672

H (m)	Ø (m)	Ø (m)	
0,50	0,41	1,11	898
1,00	0,82	2,22	225
1,50	1,22	3,34	100
2,00	1,63	4,45	56
2,50	2,04	5,56	36
3,00	2,45	6,67	25

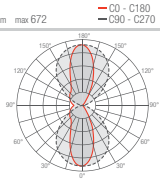

KW - 57°x90°

Lux max (3000K) cd/klm max 604

H (m)	Ø (m)	Ø (m)	
0,50	0,56	0,99	762
1,00	1,11	1,98	191
1,50	1,67	2,97	85
2,00	2,22	3,96	48
2,50	2,78	4,95	30
3,00	3,33	5,94	21

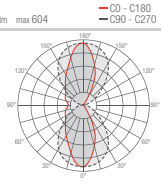

BERICA 2.1

A - Asymmetrical

Lux max (3000K) cd/klm max 706

H (m)	Ø (m)	Ø (m)	
0,50	0,37	0,97	4242
1,00	0,73	1,95	1061
1,50	1,10	2,92	471
2,00	1,46	3,90	265
2,50	1,83	4,87	170
3,00	2,19	5,84	118

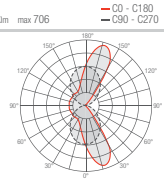

D - Diffuse

Lux max (3000K) cd/klm max 466

H (m)	Ø (m)	Ø (m)	
0,50	1,02	1,48	5300
1,00	2,03	2,96	1325
1,50	3,05	4,44	589
2,00	4,06	5,92	331
2,50	5,08	7,40	212
3,00	6,10	8,88	147

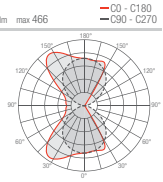

LW - 45°x96°

Lux max (3000K) cd/klm max 672

H (m)	Ø (m)	Ø (m)	
0,50	0,41	1,11	4277
1,00	0,82	2,22	1069
1,50	1,22	3,34	475
2,00	1,63	4,45	267
2,50	2,04	5,56	171
3,00	2,45	6,67	119

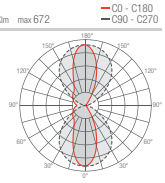

KW - 57°x90°

Lux max (3000K) cd/klm max 604

H (m)	Ø (m)	Ø (m)	
0,50	0,56	0,99	4628
1,00	1,11	1,98	1157
1,50	1,67	2,97	514
2,00	2,22	3,96	289
2,50	2,78	4,95	185
3,00	3,33	5,94	129

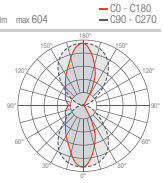

BERICA 2.2

A - Asymmetrical

Lux max (3000K) cd/klm max 706

H (m)	Ø (m)	Ø (m)	
0,50	0,37	0,97	6366
1,00	0,73	1,95	1592
1,50	1,10	2,92	707
2,00	1,46	3,90	398
2,50	1,83	4,87	255
3,00	2,19	5,84	177

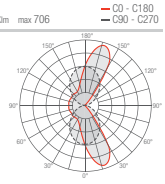

D - Diffuse

Lux max (3000K) cd/klm max 466

H (m)	Ø (m)	Ø (m)	
0,50	1,02	1,48	3736
1,00	2,03	2,96	934
1,50	3,05	4,44	415
2,00	4,06	5,92	233
2,50	5,08	7,40	149
3,00	6,10	8,88	104

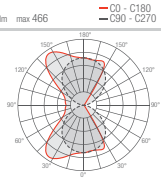

LW - 45°x96°

Lux max (3000K) cd/klm max 672

H (m)	Ø (m)	Ø (m)	
0,50	0,41	1,11	7186
1,00	0,82	2,22	1796
1,50	1,22	3,34	798
2,00	1,63	4,45	449
2,50	2,04	5,56	287
3,00	2,45	6,67	200

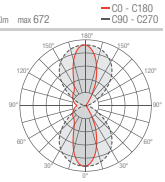

KW - 57°x90°

Lux max (3000K) cd/klm max 604

H (m)	Ø (m)	Ø (m)	
0,50	0,56	0,99	6099
1,00	1,11	1,98	1525
1,50	1,67	2,97	678
2,00	2,22	3,96	381
2,50	2,78	4,95	244
3,00	3,33	5,94	169

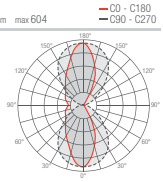

BERICA 3.0

A - Asymmetrical

		Lux max (3000K)	
H (m)	Ø (m)	Ø (m)	
0,50	0,46	1,02	818
1,00	0,91	2,05	204
1,50	1,37	3,07	91
2,00	1,82	4,10	51
2,50	2,28	5,12	33
3,00	2,73	6,14	23

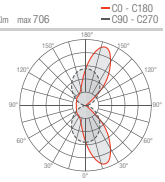

D - Diffuse

		Lux max (3000K)	
H (m)	Ø (m)	Ø (m)	
0,50	1,12	1,43	467
1,00	2,23	2,87	117
1,50	3,35	4,30	52
2,00	4,46	5,73	29
2,50	5,58	7,17	19
3,00	6,69	8,60	13

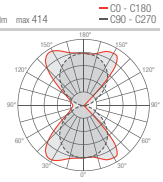

LW - 45°x96°

		Lux max (3000K)	
H (m)	Ø (m)	Ø (m)	
0,50	0,41	1,10	895
1,00	0,83	2,21	224
1,50	1,24	3,31	99
2,00	1,65	4,42	56
2,50	2,07	5,52	36
3,00	2,48	6,63	25

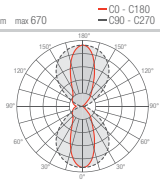

KW - 59°x90°

		Lux max (3000K)	
H (m)	Ø (m)	Ø (m)	
0,50	0,57	0,98	753
1,00	1,14	1,97	188
1,50	1,71	2,95	84
2,00	2,28	3,93	47
2,50	2,85	4,92	30
3,00	3,42	5,90	21

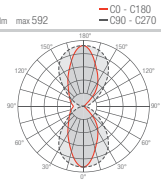

BERICA 3.1

A - Asymmetrical

		Lux max (3000K)	
H (m)	Ø (m)	Ø (m)	
0,50	0,46	1,02	2929
1,00	0,91	2,05	732
1,50	1,37	3,07	325
2,00	1,82	4,10	183
2,50	2,28	5,12	117
3,00	2,73	6,14	81

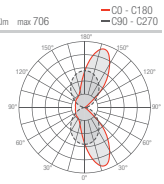

D - Diffuse

		Lux max (3000K)	
H (m)	Ø (m)	Ø (m)	
0,50	1,12	1,43	6928
1,00	2,23	2,87	1732
1,50	3,35	4,30	770
2,00	4,46	5,73	433
2,50	5,58	7,17	277
3,00	6,69	8,60	192

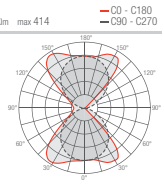

LW - 45°x96°

		Lux max (3000K)	
H (m)	Ø (m)	Ø (m)	
0,50	0,41	1,10	4366
1,00	0,83	2,21	1092
1,50	1,24	3,31	485
2,00	1,65	4,42	273
2,50	2,07	5,52	175
3,00	2,48	6,63	121

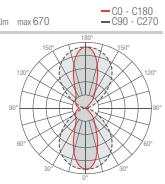

KW - 59°x90°

		Lux max (3000K)	
H (m)	Ø (m)	Ø (m)	
0,50	0,57	0,98	5005
1,00	1,14	1,97	1251
1,50	1,71	2,95	556
2,00	2,28	3,93	313
2,50	2,85	4,92	200
3,00	3,42	5,90	139

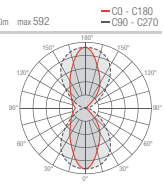

BERICA 3.2

A - Asymmetrical

		Lux max (3000K)	
H (m)	Ø (m)	Ø (m)	
0,50	0,46	1,02	6542
1,00	0,91	2,05	1636
1,50	1,37	3,07	727
2,00	1,82	4,10	409
2,50	2,28	5,12	262
3,00	2,73	6,14	182

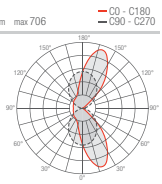

D - Diffuse

		Lux max (3000K)	
H (m)	Ø (m)	Ø (m)	
0,50	1,12	1,43	3738
1,00	2,23	2,87	934
1,50	3,35	4,30	415
2,00	4,46	5,73	234
2,50	5,58	7,17	150
3,00	6,69	8,60	104

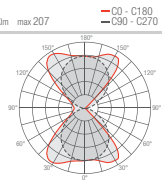

LW - 45°x96°

		Lux max (3000K)	
H (m)	Ø (m)	Ø (m)	
0,50	0,41	1,10	7159
1,00	0,83	2,21	1790
1,50	1,24	3,31	795
2,00	1,65	4,42	447
2,50	2,07	5,52	286
3,00	2,48	6,63	199

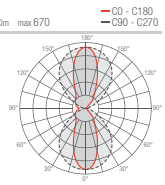

KW - 59°x90°

		Lux max (3000K)	
H (m)	Ø (m)	Ø (m)	
0,50	0,57	0,98	6021
1,00	1,14	1,97	1505
1,50	1,71	2,95	669
2,00	2,28	3,93	376
2,50	2,85	4,92	241
3,00	3,42	5,90	167

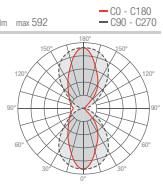

CORSO

OUTDOOR RECESSED

CORSO 1.0

S - 13°

H (m)	Ø (m)	Lux max (3000K)
1,00	0,24	2125
2,00	0,47	531
3,00	0,71	236
4,00	0,95	133
5,00	1,19	85

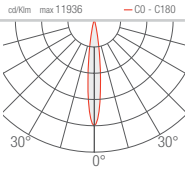

M - 28°

H (m)	Ø (m)	Lux max (3000K)
1,00	0,51	651
2,00	1,02	163
3,00	1,53	72
4,00	2,04	41
5,00	2,55	26

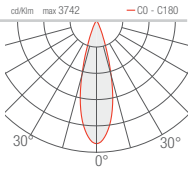

L - 37°

H (m)	Ø (m)	Lux max (3000K)
1,00	0,66	394
2,00	1,32	98
3,00	1,99	44
4,00	2,65	25
5,00	3,31	16

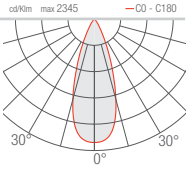

W - 12°x45°

H (m)	Ø (m)	Ø (m)	Lux max (3000K)
1,00	0,21	0,82	871
2,00	0,41	1,64	218
3,00	0,62	2,46	97
4,00	0,83	3,27	54
5,00	1,03	4,09	35

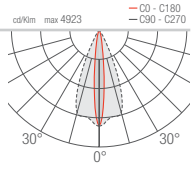

D - Diffuse

H (m)	Ø (m)	Lux max (3000K)
1,00	1,00	126
2,00	2,01	31
3,00	3,01	14
4,00	4,02	8
5,00	5,02	5

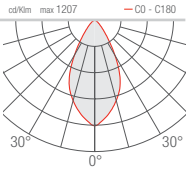

CORSO 2.0

S - 12°

H (m)	Ø (m)	Lux max (3000K)
1,00	0,21	5580
2,00	0,41	1395
3,00	0,62	620
4,00	0,82	349
5,00	1,03	223

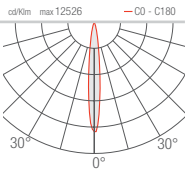

M - 36°

H (m)	Ø (m)	Lux max (3000K)
1,00	0,65	1315
2,00	1,30	329
3,00	1,96	146
4,00	2,61	82
5,00	3,26	53

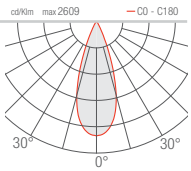

L - 70°

H (m)	Ø (m)	Lux max (3000K)
1,00	1,44	315
2,00	2,88	79
3,00	4,32	35
4,00	5,77	20
5,00	7,21	13

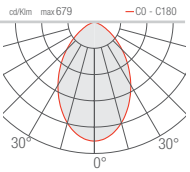

W - 14°x43°

H (m)	Ø (m)	Ø (m)	Lux max (3000K)
1,00	0,24	0,79	2067
2,00	0,48	1,57	517
3,00	0,72	2,36	230
4,00	0,96	3,15	129
5,00	1,20	3,94	83

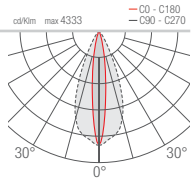

D - Diffuse

H (m)	Ø (m)	Lux max (3000K)
1,00	1,90	227
2,00	3,80	57
3,00	5,71	25
4,00	7,61	14
5,00	9,51	9

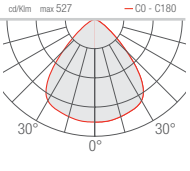

CORSO 3.0

S - 13°

H (m)	Ø (m)	Lux max (3000K)
1,00	0,23	10585
2,00	0,46	2646
3,00	0,70	1176
4,00	0,93	662
5,00	1,16	423

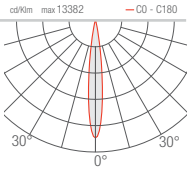

M - 40°

H (m)	Ø (m)	Lux max (3000K)
1,00	0,73	2148
2,00	1,47	537
3,00	2,20	239
4,00	2,93	134
5,00	3,67	86

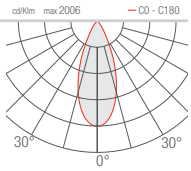

L - 58°

H (m)	Ø (m)	Lux max (3000K)
1,00	1,12	1314
2,00	2,25	328
3,00	3,37	146
4,00	4,49	82
5,00	5,61	53

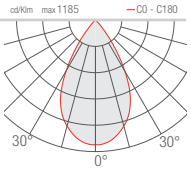

W - 12°x67°

H (m)	Ø (m)	Ø (m)	Lux max (3000K)
1,00	0,20	1,33	2641
2,00	0,40	2,65	660
3,00	0,61	3,98	293
4,00	0,81	5,30	165
5,00	1,01	6,63	106

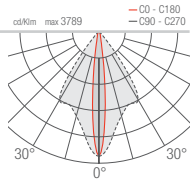

A - Asymmetrical

H (m)	Ø (m)	Ø (m)	Lux max (3000K)
1,00	0,47	0,93	1112
2,00	0,95	1,85	278
3,00	1,42	2,78	124
4,00	1,89	3,71	69
5,00	2,37	4,63	44

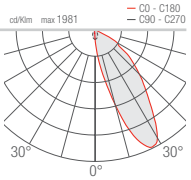

D - Diffuse

H (m)	Ø (m)	Lux max (3000K)
1,00	1,90	590
2,00	3,81	147
3,00	5,71	66
4,00	7,62	37
5,00	9,52	24

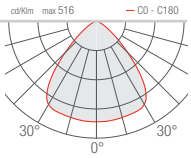

CORSO 4.0

S - 13°

H (m)	Ø (m)	Lux max (3000K)
1,00	0,23	16071
2,00	0,46	4018
3,00	0,70	1786
4,00	0,93	1004
5,00	1,16	643

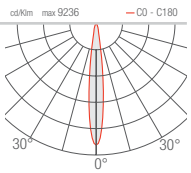

M - 38°

H (m)	Ø (m)	Lux max (3000K)
1,00	0,69	2618
2,00	1,38	655
3,00	2,07	291
4,00	2,76	164
5,00	3,45	105

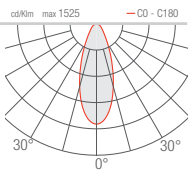

L - 71°

H (m)	Ø (m)	Lux max (3000K)
1,00	1,43	1079
2,00	2,86	270
3,00	4,30	120
4,00	5,73	67
5,00	7,16	43

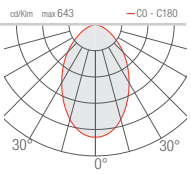

W - 14°x69°

H (m)	Ø (m)	Ø (m)	Lux max (3000K)
1,00	0,25	1,36	3805
2,00	0,50	2,73	951
3,00	0,75	4,09	423
4,00	1,00	5,46	238
5,00	1,25	6,82	152

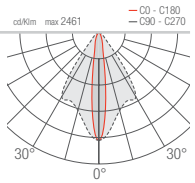

A - Asymmetrical

H (m)	Ø (m)	Ø (m)	Lux max (3000K)
1,00	0,21	0,96	1288
2,00	0,43	1,92	322
3,00	0,64	2,89	143
4,00	0,86	3,85	80
5,00	1,07	4,81	52

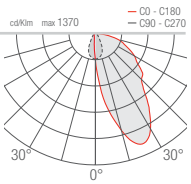

D - Diffuse

H (m)	Ø (m)	Lux max (3000K)
1,00	2,54	733
2,00	5,08	183
3,00	7,62	81
4,00	10,17	46
5,00	12,71	29

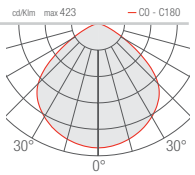

EYES

INDOOR RECESSED

EYES 1.0
1.2
1.6
1.8

D - Diffuse

H (m)	Ø (m)	Lux max (3000K)
0,50	1,44	79
1,00	2,87	20
1,50	4,31	9
2,00	5,74	5
2,50	7,18	3
3,00	8,61	2

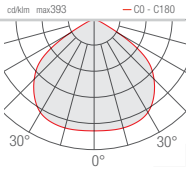

F - 40°

H (m)	Ø (m)	Lux max (3000K)
0,50	0,34	356
1,00	0,69	89
1,50	1,03	40
2,00	1,37	22
2,50	1,72	14
3,00	2,06	10

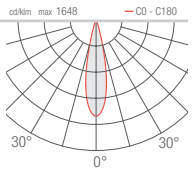

EYES 2.R
2.S
2.T
2.U

S - 17°

H (m)	Ø (m)	Lux max (3000K)
0,50	0,15	4338
1,00	0,30	1085
1,50	0,46	482
2,00	0,61	271
2,50	0,76	174
3,00	0,91	121

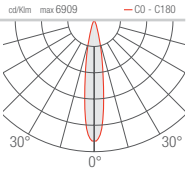

M - 23°

H (m)	Ø (m)	Lux max (3000K)
0,50	0,20	2848
1,00	0,41	712
1,50	0,61	316
2,00	0,82	178
2,50	1,02	114
3,00	1,23	79

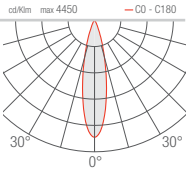

L - 36°

H (m)	Ø (m)	Lux max (3000K)
0,50	0,32	1456
1,00	0,65	364
1,50	0,97	162
2,00	1,29	91
2,50	1,62	58
3,00	1,94	40

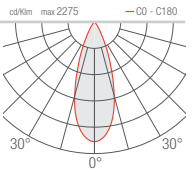

W - 20°x40°

H (m)	Ø (m)	Ø (m)	Lux max (3000K)
0,50	0,18	0,37	1826
1,00	0,36	0,73	456
1,50	0,54	1,10	203
2,00	0,72	1,47	114
2,50	0,89	1,83	73
3,00	1,07	2,20	51

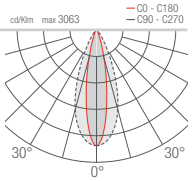

D - Diffuse

H (m)	Ø (m)	Lux max (3000K)
0,50	1,08	270
1,00	2,15	68
1,50	3,23	30
2,00	4,31	17
2,50	5,39	11
3,00	6,46	8

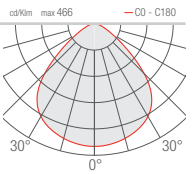

GEM

INDOOR PROJECTORS

GEM MINI 1

M - 23°

H (m)	Ø (m)	Lux max (3000K)
0,50	0,21	700
1,00	0,41	175
1,50	0,62	78
2,00	0,83	44
2,50	1,03	28
3,00	1,24	19

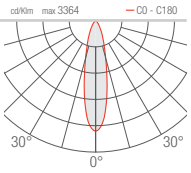

F - 36°

H (m)	Ø (m)	Lux max (3000K)
0,50	0,32	383
1,00	0,64	96
1,50	0,96	43
2,00	1,28	24
2,50	1,60	15
3,00	1,93	11

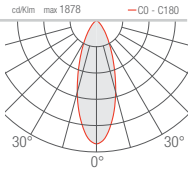

L - 48°

H (m)	Ø (m)	Lux max (3000K)
0,50	0,44	185
1,00	0,88	46
1,50	1,32	21
2,00	1,76	12
2,50	2,20	7
3,00	2,64	5

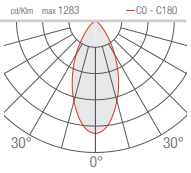

GEM 1.1

S - 17°

H (m)	Ø (m)	Lux max (3000K)
0,50	0,15	4329
1,00	0,31	1082
1,50	0,46	481
2,00	0,62	271
2,50	0,77	173
3,00	0,93	120

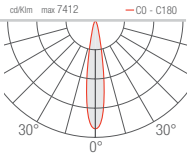

M - 23°

H (m)	Ø (m)	Lux max (3000K)
0,50	0,20	2848
1,00	0,41	712
1,50	0,61	316
2,00	0,82	178
2,50	1,02	114
3,00	1,23	79

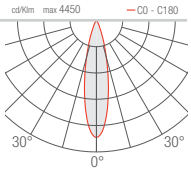

F - 32°

H (m)	Ø (m)	Lux max (3000K)
0,50	0,29	1310
1,00	0,58	327
1,50	0,87	146
2,00	1,15	82
2,50	1,44	52
3,00	1,73	36

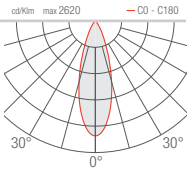

L - 42°

H (m)	Ø (m)	Lux max (3000K)
0,50	0,38	871
1,00	0,76	218
1,50	1,14	97
2,00	1,51	54
2,50	1,89	35
3,00	2,27	24

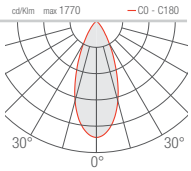

GEM 2.1

S - 16°

H (m)	Ø (m)	Lux max (3000K)
0,50	0,14	8926
1,00	0,28	2232
1,50	0,43	992
2,00	0,57	558
2,50	0,71	357
3,00	0,85	248

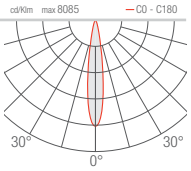

M - 23°

H (m)	Ø (m)	Lux max (3000K)
0,50	0,20	4840
1,00	0,41	1210
1,50	0,61	538
2,00	0,81	302
2,50	1,01	194
3,00	1,22	134

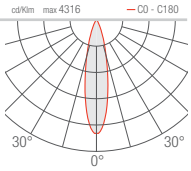

F - 33°

H (m)	Ø (m)	Lux max (3000K)
0,50	0,29	2496
1,00	0,58	624
1,50	0,88	277
2,00	1,17	156
2,50	1,46	100
3,00	1,75	69

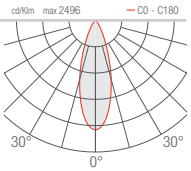

L - 42°

H (m)	Ø (m)	Lux max (3000K)
0,50	0,38	1604
1,00	0,76	401
1,50	1,13	178
2,00	1,51	100
2,50	1,89	64
3,00	2,27	45

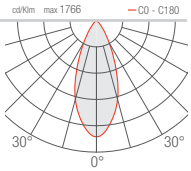

GINKO

OUTDOOR PROJECTORS

GINKO 4.0

S - 12° CRI 80

H (m)	Ø (m)	Lux max (3000K)
1,00	0,21	31490
2,00	0,42	7873
3,00	0,64	3499
4,00	0,85	1968
5,00	1,06	1260

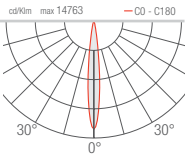

M - 26° CRI 80

H (m)	Ø (m)	Lux max (3000K)
1,00	0,46	9134
2,00	0,91	2283
3,00	1,37	1015
4,00	1,82	571
5,00	2,28	365

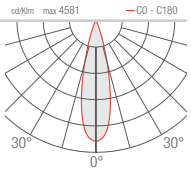

L - 34° CRI 80

H (m)	Ø (m)	Lux max (3000K)
1,00	0,61	5866
2,00	1,22	1467
3,00	1,83	652
4,00	2,44	367
5,00	3,05	235

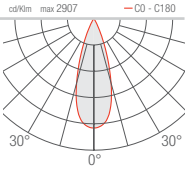

P - 38° sharp CRI 80

H (m)	Ø (m)	Lux max (3000K)
1,00	0,69	2364
2,00	1,38	591
3,00	2,07	263
4,00	2,76	148
5,00	3,44	95

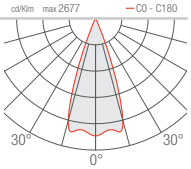

J - 55° CRI 80

H (m)	Ø (m)	Lux max (3000K)
1,00	1,05	2266
2,00	2,10	567
3,00	3,15	252
4,00	4,20	142
5,00	5,26	91

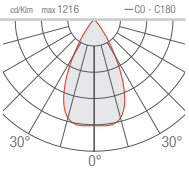

W - 13°x65° adjustable CRI 80

H (m)	Ø (m)	Ø (m)	Lux max (3000K)
1,00	0,22	1,28	7154
2,00	0,44	2,57	1788
3,00	0,66	3,85	795
4,00	0,89	5,13	447
5,00	1,11	6,42	286

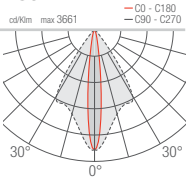

X- 24°x69° adjustable CRI 80

H (m)	Ø (m)	Ø (m)	Lux max (3000K)
1,00	0,43	1,37	3409
2,00	0,86	2,73	852
3,00	1,29	4,10	379
4,00	1,72	5,47	213
5,00	2,15	6,83	136

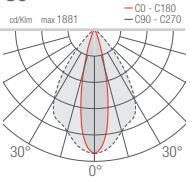

INTONO C

INDOOR CEILING MOUNTED

INTONO C 2.3

TT - 11° CRI 80

H (m)	Ø (m)	Lux max (3000K)
1,00	0,20	9809
2,00	0,39	2452
3,00	0,59	1090
4,00	0,79	613
5,00	0,98	392

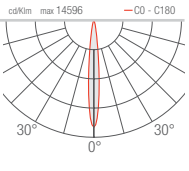

MM - 34° CRI 80

H (m)	Ø (m)	Lux max (3000K)
1,00	0,62	1658
2,00	1,24	414
3,00	1,85	184
4,00	2,47	104
5,00	3,09	66

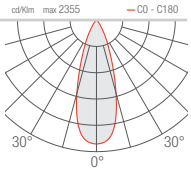

KK - 68° CRI 80

H (m)	Ø (m)	Lux max (3000K)
1,00	1,38	408
2,00	2,75	102
3,00	4,13	45
4,00	5,50	26
5,00	6,88	16

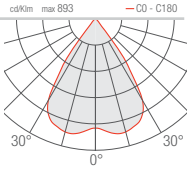

DD - Diffuse CRI 80

H (m)	Ø (m)	Lux max (3000K)
1,00	2,84	139
2,00	5,69	35
3,00	8,53	15
4,00	11,38	9
5,00	14,22	6

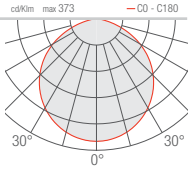

INTONO C 3.3

SS - 15° CRI 80

H (m)	Ø (m)	Lux max (3000K)
1,00	0,27	12478
2,00	0,54	3120
3,00	0,81	1386
4,00	1,08	780
5,00	1,35	499

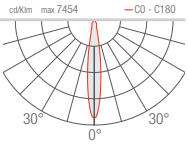

MM - 20° CRI 80

H (m)	Ø (m)	Lux max (3000K)
1,00	0,36	6256
2,00	0,71	1564
3,00	1,07	695
4,00	1,43	391
5,00	1,78	250

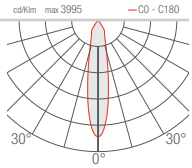

LL - 43° CRI 80

H (m)	Ø (m)	Lux max (3000K)
1,00	0,78	2706
2,00	1,56	677
3,00	2,35	301
4,00	3,13	169
5,00	3,91	108

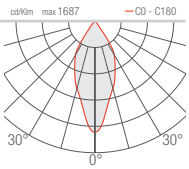

AA - Asymmetrical CRI 80

H (m)	Ø (m)	Ø (m)	Lux max (3000K)
1,00	0,38	0,90	1805
2,00	0,76	1,80	451
3,00	1,14	2,70	201
4,00	1,52	3,60	113
5,00	1,89	4,50	72

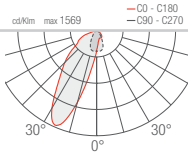

INTONO C 3.8

M - 20° CRI 80

H (m)	Ø (m)	Lux max (3000K)
1,00	0,36	3128
2,00	0,71	782
3,00	1,07	348
4,00	1,43	196
5,00	1,78	125

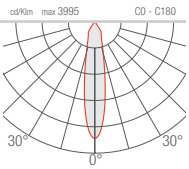

PIVOT

OUTDOOR PROJECTORS

PIVOT MINI 1

S - 15° CRI 80

Lux max (3000K)

H (m)	Ø (m)	2,5W	3,5W
1,00	0,27	1078	1443
2,00	0,54	269	361
3,00	0,80	120	160
4,00	1,07	67	90
5,00	1,34	43	58

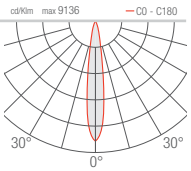

M - 21° CRI 80

Lux max (3000K)

H (m)	Ø (m)	2,5W	3,5W
1,00	0,37	522	700
2,00	0,74	131	175
3,00	1,11	58	78
4,00	1,48	33	44
5,00	1,86	21	28

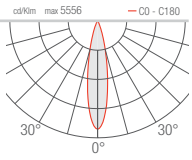

P - 30° sharp CRI 80

Lux max (3000K)

H (m)	Ø (m)	2,5W	3,5W
1,00	0,54	146	199
2,00	1,08	37	50
3,00	1,61	16	22
4,00	2,15	9	12
5,00	2,69	6	8

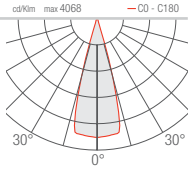

L - 35° CRI 80

Lux max (3000K)

H (m)	Ø (m)	2,5W	3,5W
1,00	0,63	227	303
2,00	1,27	57	76
3,00	1,90	25	34
4,00	2,54	14	19
5,00	3,17	9	12

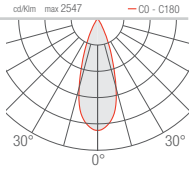

PIVOT 1.7

U - 5° CRI 80

Lux max (3000K)

H (m)	Ø (m)	3,5W
1,00	0,09	11291
2,00	0,18	2823
3,00	0,27	1255
4,00	0,36	706
5,00	0,45	452

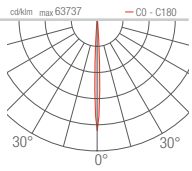

V - 8° CRI 80

Lux max (3000K)

H (m)	Ø (m)	5W	7W
1,00	0,15	6998	9219
2,00	0,30	1749	2305
3,00	0,45	778	1024
4,00	0,60	437	576
5,00	0,75	280	369

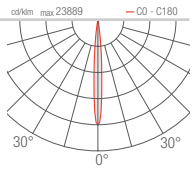

T - 11° CRI 80

Lux max (3000K)

H (m)	Ø (m)	5W	7W
1,00	0,19	4904	6466
2,00	0,38	1226	1617
3,00	0,57	545	718
4,00	0,76	307	404
5,00	0,95	196	259

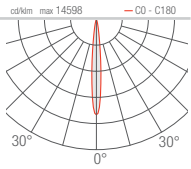

S - 17° CRI 80

Lux max (3000K)

H (m)	Ø (m)	5W	7W
1,00	0,30	2914	3845
2,00	0,60	728	962
3,00	0,91	324	427
4,00	1,21	182	240
5,00	1,51	117	154

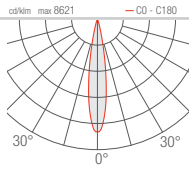

P - 21° sharp CRI 80

Lux max (3000K)

H (m)	Ø (m)	5W	7W
1,00	0,38	1400	1845
2,00	0,75	350	461
3,00	1,13	156	205
4,00	1,51	87	115
5,00	1,89	56	74

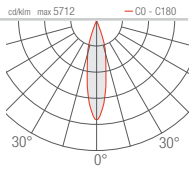

M - 34° CRI 80

Lux max (3000K)

H (m)	Ø (m)	5W	7W
1,00	0,61	723	951
2,00	1,23	181	238
3,00	1,84	80	106
4,00	2,45	45	59
5,00	3,06	29	38

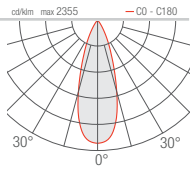

L - 43° CRI 80

Lux max (3000K)

H (m)	Ø (m)	5W	7W
1,00	0,79	470	621
2,00	1,58	117	155
3,00	2,38	52	69
4,00	3,17	30	39
5,00	3,96	19	25

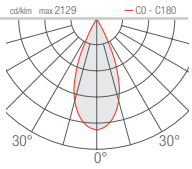

J - 45° CRI 80

Lux max (3000K)

H (m)	Ø (m)	5W	7W
1,00	0,82	469	619
2,00	1,63	117	155
3,00	2,47	52	69
4,00	3,27	29	39
5,00	4,08	19	25

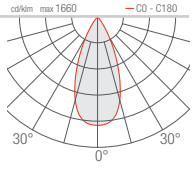

PIVOT 1.7

Q - 51° sharp CRI 80

Lux max (3000K)

H (m)	Ø (m)	5W	7W
1,00	0,96	230	304
2,00	1,92	58	76
3,00	2,87	26	34
4,00	3,83	14	19
5,00	4,79	9	12

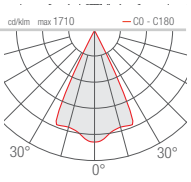

K - 54° CRI 80

Lux max (3000K)

H (m)	Ø (m)	5W	7W
1,00	1,02	202	267
2,00	2,05	51	67
3,00	3,07	23	30
4,00	4,09	13	17
5,00	5,11	8	11

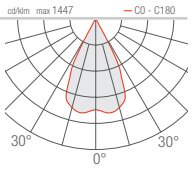

W - 15°x47° CRI 80

Lux max (3000K)

H (m)	Ø (m)	Ø (m)	5W	7W
1,00	0,27	0,86	845	1136
2,00	0,54	1,73	211	284
3,00	0,81	2,59	94	126
4,00	1,08	3,45	53	71
5,00	1,35	4,32	34	45

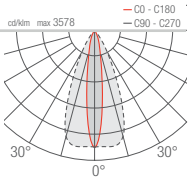

X - 46°x16° CRI 80

Lux max (3000K)

H (m)	Ø (m)	Ø (m)	5W	7W
1,00	0,86	0,24	864	1168
2,00	1,72	0,49	216	292
3,00	2,58	0,73	96	130
4,00	3,44	0,97	54	73
5,00	4,30	1,21	35	47

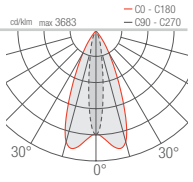

PIVOT 1.8

S - 20°

Lux max (white*)

H (m)	Ø (m)	
1,00	0,35	968
2,00	0,69	242
3,00	1,04	108
4,00	1,39	61
5,00	1,73	39

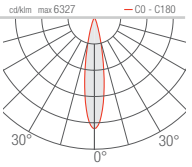

M - 33°

Lux max (white*)

H (m)	Ø (m)	
1,00	0,58	389
2,00	1,17	97
3,00	1,75	43
4,00	2,34	24
5,00	2,92	16

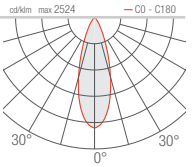

L - 45°

Lux max (white*)

H (m)	Ø (m)	
1,00	0,83	188
2,00	1,66	47
3,00	2,50	21
4,00	3,33	12
5,00	4,16	8

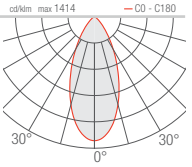

K - 58°

Lux max (white*)

H (m)	Ø (m)	
1,00	1,08	145
2,00	2,17	36
3,00	3,25	16
4,00	4,33	9
5,00	5,41	6

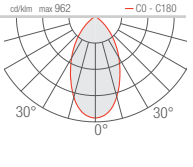

W - 22°x46°

Lux max (white*)

H (m)	Ø (m)	Ø (m)	
1,00	0,38	0,85	376
2,00	0,75	1,70	94
3,00	1,13	2,55	42
4,00	1,51	3,40	23
5,00	1,88	4,24	15

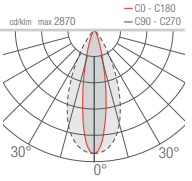

X - 46°x22°

Lux max (white*)

H (m)	Ø (m)	Ø (m)	
1,00	0,85	0,38	376
2,00	1,70	0,77	94
3,00	2,55	1,15	42
4,00	3,40	1,54	23
5,00	4,24	1,92	15

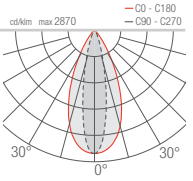

* White created by mixing the colours

PIVOT 2.0

S - 13° CRI 80

Lux max (3000K)

H (m)	Ø (m)	10W	14W
1,00	0,23	10971	13967
2,00	0,47	2743	3492
3,00	0,70	1219	1552
4,00	0,94	686	873
5,00	1,17	439	559

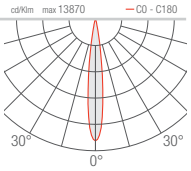

M - 25° CRI 80

Lux max (3000K)

H (m)	Ø (m)	10W	14W
1,00	0,45	3746	4773
2,00	0,89	936	1193
3,00	1,34	416	530
4,00	1,78	234	298
5,00	2,23	150	191

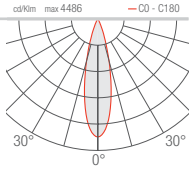

L - 37° CRI 80

Lux max (3000K)

H (m)	Ø (m)	10W	14W
1,00	0,66	1814	2311
2,00	1,33	454	578
3,00	1,99	202	257
4,00	2,65	113	144
5,00	3,32	73	92

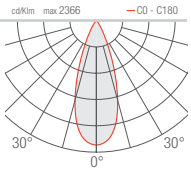

Q - 50° sharp CRI 80

Lux max (3000K)

H (m)	Ø (m)	10W	14W
1,00	0,92	584	742
2,00	1,84	146	186
3,00	2,77	65	82
4,00	3,69	36	46
5,00	4,61	23	30

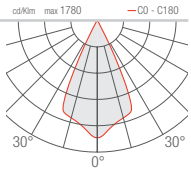

W - 13°x68° adjustable CRI 80

Lux max (3000K)

H (m)	Ø (m)	Ø (m)	10W	14W
1,00	0,23	1,34	2425	3089
2,00	0,47	2,68	606	772
3,00	0,70	4,03	269	343
4,00	0,94	5,37	152	193
5,00	1,17	6,71	97	124

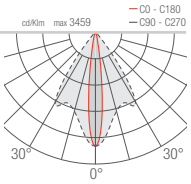

R3 - 15° (15°–43°) CRI 80

Lux max (3000K)

H (m)	Ø (m)	10W	14W
1,00	0,27	5480	6975
2,00	0,54	1370	1744
3,00	0,81	609	775
4,00	1,08	343	436
5,00	1,35	219	279

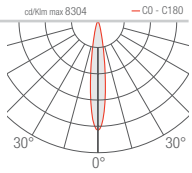

R3 - 43° (15°–43°) CRI 80

Lux max (3000K)

H (m)	Ø (m)	10W	14W
1,00	0,78	1089	1387
2,00	1,56	272	347
3,00	2,35	121	154
4,00	3,13	68	87
5,00	3,91	44	55

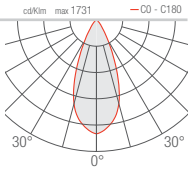

SPOT

OUTDOOR PROJECTORS

SPOT 1.0 1.6

S - 10°

H (m)	Ø (m)	Lux max (3000K)
1,00	0,17	2180
2,00	0,33	545
3,00	0,50	242
4,00	0,66	136
5,00	0,83	87

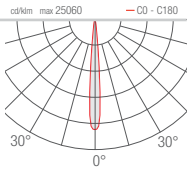

V - 19° sharp

H (m)	Ø (m)	Lux max (3000K)
1,00	0,34	341
2,00	0,68	85
3,00	1,01	38
4,00	1,35	21
5,00	1,69	14

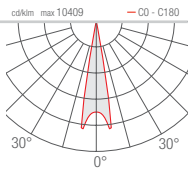

M - 20°

H (m)	Ø (m)	Lux max (3000K)
1,00	0,34	483
2,00	0,69	121
3,00	1,03	54
4,00	1,38	30
5,00	1,72	19

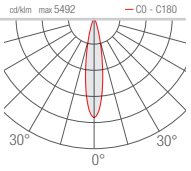

L - 40°

H (m)	Ø (m)	Lux max (3000K)
1,00	0,71	181
2,00	1,42	45
3,00	2,13	20
4,00	2,84	11
5,00	3,55	7

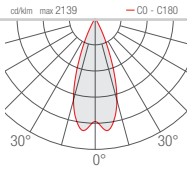

T - 54° sharp

H (m)	Ø (m)	Lux max (3000K)
1,00	1,02	48
2,00	2,05	12
3,00	3,07	5
4,00	4,10	3
5,00	5,12	2

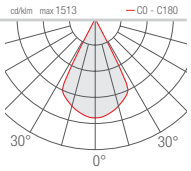

SPOT 2.4

S - 20°

H (m)	Ø (m)	Lux max (3000K)
1,00	0,35	2852
2,00	0,70	713
3,00	1,05	317
4,00	1,39	178
5,00	1,74	114

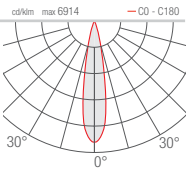

M - 34°

H (m)	Ø (m)	Lux max (3000K)
1,00	0,61	1180
2,00	1,21	295
3,00	1,82	131
4,00	2,43	74
5,00	3,03	47

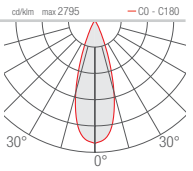

L - 60°

H (m)	Ø (m)	Lux max (3000K)
1,00	1,15	335
2,00	2,31	84
3,00	3,46	37
4,00	4,62	21
5,00	5,77	13

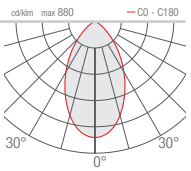

SPOT 3.4

S - 15°

H (m)	Ø (m)	Lux max (3000K)
1,00	0,26	7599
2,00	0,53	1900
3,00	0,79	844
4,00	1,05	475
5,00	1,32	304

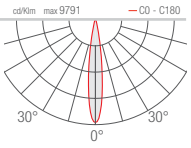

M - 39°

H (m)	Ø (m)	Lux max (3000K)
1,00	0,71	2283
2,00	1,41	571
3,00	2,12	254
4,00	2,82	143
5,00	3,53	91

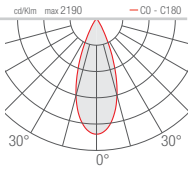

L - 55°

H (m)	Ø (m)	Lux max (3000K)
1,00	1,03	1408
2,00	2,06	352
3,00	3,09	156
4,00	4,12	88
5,00	5,15	56

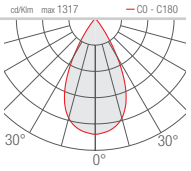

SPOT 4.4

S - 15°

H (m)	Ø (m)	Lux max (3000K) 22W	32W
1,00	0,26	22110	28169
2,00	0,52	5527	7042
3,00	0,78	2457	3130
4,00	1,04	1382	1761
5,00	1,30	884	1127

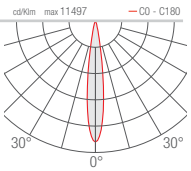

M - 24°

H (m)	Ø (m)	Lux max (3000K) 22W	32W
1,00	0,42	9283	11829
2,00	0,84	2321	2957
3,00	1,26	1031	1314
4,00	1,68	580	739
5,00	2,11	371	473

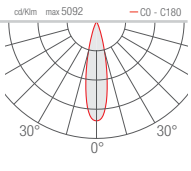

L - 32°

H (m)	Ø (m)	Lux max (3000K) 22W	32W
1,00	0,58	5736	7304
2,00	1,16	1434	1826
3,00	1,74	637	812
4,00	2,33	358	457
5,00	2,91	229	292

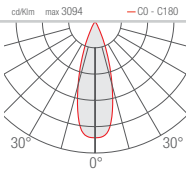

J - 54°

H (m)	Ø (m)	Lux max (3000K) 22W	32W
1,00	1,03	2174	2770
2,00	2,06	543	693
3,00	3,08	242	308
4,00	4,11	136	173
5,00	5,14	87	111

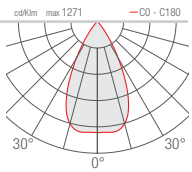

TAGO

OUTDOOR LINEAR PROFILES

TAGO 1.0
2.0
3.0

S - 11°

H (m)	Ø (m)	Lux max (3000K)
2,00	0,39	3261
4,00	0,78	815
6,00	1,17	362
8,00	1,56	204
10,00	1,96	130

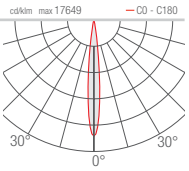

M - 17°

H (m)	Ø (m)	Lux max (3000K)
2,00	0,61	1099
4,00	1,22	275
6,00	1,83	122
8,00	2,44	69
10,00	3,05	44

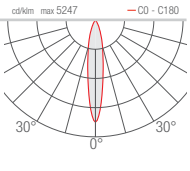

L - 31°

H (m)	Ø (m)	Lux max (3000K)
2,00	1,10	706
4,00	2,20	176
6,00	3,30	78
8,00	4,40	44
10,00	5,50	28

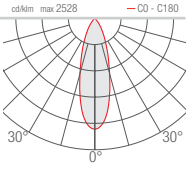

K - 69°

H (m)	Ø (m)	Lux max (3000K)
2,00	2,78	194
4,00	5,56	49
6,00	8,33	22
8,00	11,11	12
10,00	13,89	8

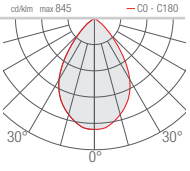

W - 20°x49°

H (m)	Ø (m)	Ø (m)	Lux max (3000K)
2,00	0,72	1,82	549
4,00	1,44	3,63	137
6,00	2,16	5,45	61
8,00	2,89	7,27	34
10,00	3,61	9,08	22

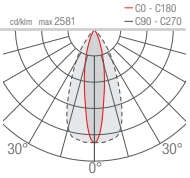

G - Wall grazing

H (m)	Ø (m)	Ø (m)	Lux max (3000K)
2,00	1,25	4,15	358
4,00	2,50	8,30	89
6,00	3,76	12,44	40
8,00	5,01	16,59	22
10,00	6,26	20,74	14

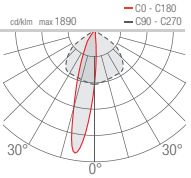

A - Wall washer

H (m)	Ø (m)	Ø (m)	Lux max (3000K)
2,00	3,89	5,96	80
4,00	7,78	11,91	20
6,00	11,67	17,87	9
8,00	15,56	23,82	5
10,00	19,45	29,78	3

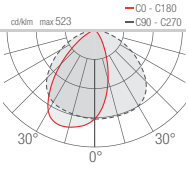

LED EXPERIENCE

Given the continuous evolution of LED technology,
the technical characteristics of the lighting fixtures may vary
with respect to those given in this publication.
For this reason, the information contained herein shall be deemed
merely indicative and not binding for the Company.
The technical reference documentation is available in the download
section for each product on the L&L website:

WWW.LUCELIGHT.IT

CONCEPT AND ART DIRECTION
valentinicesarottiassociati

© L&L LUCE&LIGHT SRL, 2021
ALL RIGHTS RESERVED

REV01 10/2021

L&L Luce&Light srl
Via Trescalini 5
36031 Dueville, Vicenza - Italy

T +39 0444 36 05 71
E lucelight@lucelight.it
W www.lucelight.it

L&L
Luce&Light

L&L

Luce&Light