
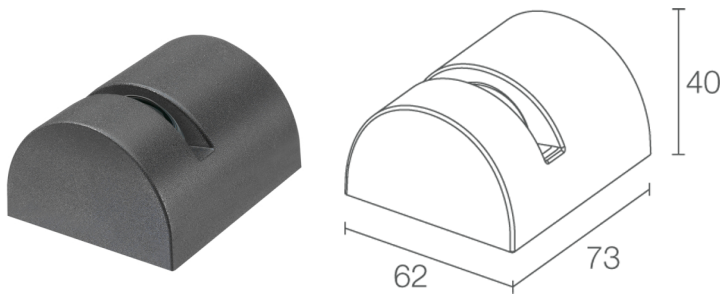
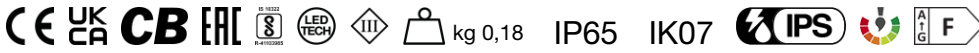


Made in Italy

 **Lyss Mini 1.0, code: LM100001ZH**
Projectors for outdoor applications

24/06/2026 Rev. 10/2024



DESCRIPTION

projector for outdoor applications; surface mounted (windowsill, arch, corners); Power consumption: 3W; Power supply: 24Vdc; Lumen output at source: 246 lm (3000K); Delivered lumen output: 67 lm (3000K, 8°x160°); 1 power LED, 50 000h L95 B10 (Ta 25°C); LED colour: blue; Optics: clear 8°x160°: optical system consisting of a clear TIR lens combined with a shielding element to obtain a clear and aberration-free output; Body material: body made of heat-dissipating technopolymer with a thermal conductivity equal to that of stainless steel and high resistance to impact and sub-zero temperatures, and to corrosion even in harsh environments (saline). Protective cover in ABS; Finishes: anthracite cover finish obtained using high-resistance paint to provide corrosion resistance equal to more than 2000 hours of salt spray testing; RAL finish on request; power supply unit not included; includes 1.5 m neoprene cable, 05RN-F 2x0.35 Ø4.6 mm; Ingress protection: IP65; Impact resistance: IK07; Casambi control using the Casambi app with dedicated electronics; Protection systems: IPS (Intelligent Protection System) protects lighting fixtures from water infiltrations, which can occur if there are faulty junctions between the cables in outdoor or underwater applications. This innovation, patented by L&L, also guarantees electrical protection against polarity reversal, hot plugging, ESD and power surges, which can occur if there are faults in the electrical circuit; Operating temperature: -20°C — +45°C; Photobiological safety: photobiological safety: risk group 1 according to EN 62471:2006; Appliance class: class III; Weight: 180 gr; Dimensions: 73x62x40 mm; Energy efficiency class: F (light source) in accordance with EU 2019/2015; Accessories: WD0800H Base for corners - anthracite; tested and approved via E.O.L. (End Of Line) test with functioning test and check of electrical power consumption

Status: Available

ELECTRICAL CHARACTERISTICS

Power consumption	3W
Power supply	24Vdc
Power supply unit	power supply unit not included

LIGHTING CHARACTERISTICS

Number and type of LED	1 power LED
Average LED life	50 000h L95 B10 (Ta 25°C)
LED colour	blue
Optics	clear 8°x160°
Lumen output at source	246 lm (3000K)
Delivered lumen output	67 lm (3000K, 8°x160°)

MECHANICAL CHARACTERISTICS

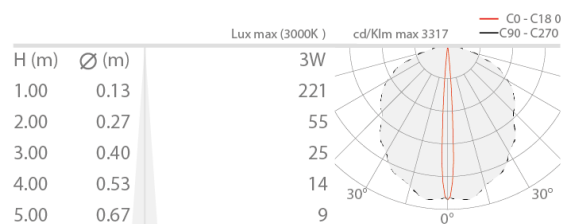
Dimensions	73x62x40 mm
Weight	180 gr
Finishes	anthracite
Mounting	with screws and plugs
Body material	body in thermally conductive technopolymer

GENERAL CHARACTERISTICS

Ingress protection	IP65
Operating temperature	-20°C — +45°C
Impact resistance	IK07
Energy efficiency class	F (light source) in accordance with EU 2019/2015
Appliance class	class III
Walkover	no
Drive-over	no
Power cables	includes 1.5 m neoprene cable, 05RN-F 2x0.35 Ø4.6 mm
Protection systems	IPS (Intelligent Protection System)
Photobiological safety	photobiological safety: risk group 1 according to EN 62471:2006
Notes	Casambi control using the Casambi app with dedicated electronics

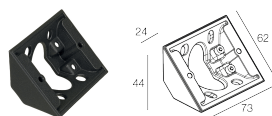
PHOTOMETRIC DATA

Z – 8°x160°



ACCESSORIES

Other



WD0800H

Base for corners - anthracite

L&L Luce&Light SRL reserves the right to change the information contained in this document at any time without prior notice being given.