
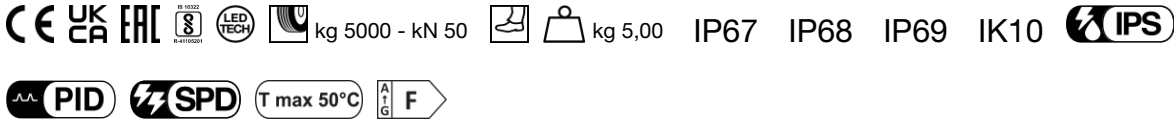
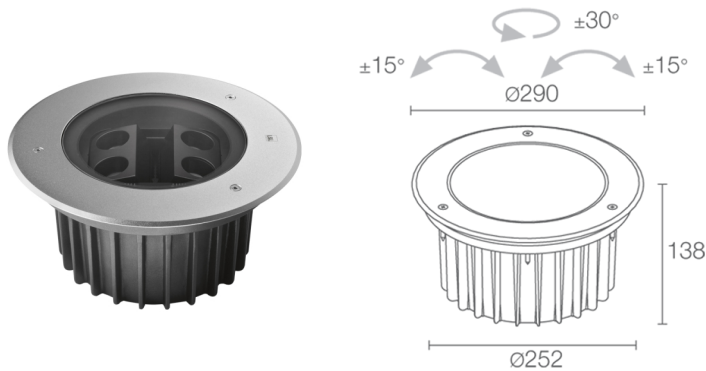


Made in Italy

 **Stra 3.0, code: CS301005MSI**
Recessed for outdoor applications



08/06/2026 Rev. 14/2024



DESCRIPTION

recessed for outdoor applications (not suitable for use in immersion in swimming pools or fountains); drive-over up to 5000 kg; walkover; recessed (floor); Power consumption: 25W; Power supply: 230Vac; Lumen output at source: 2411 lm (3000K, CRI 80); Delivered lumen output: 1395 lm (3000K, 30°, CRI 80); 4 high-intensity power LEDs, 3-step MacAdam, 50 000h L85 B10 (Ta 25°C); LED colour: 3000K; Left optics: 30°: optical system consisting of a high-efficiency, deep-set TIR lens combined with a high-quality technical filter; Right optics: 14°: optical system consisting of a high-efficiency, deep-set TIR lens combined with a high-quality technical filter; CRI Colour Rendering Index: 80; Body material: body made of die-cast aluminium. Trim in AISI 316L stainless steel, made with a CNC lathe then micro-peened, passivated and electropolished to guarantee excellent corrosion resistance; Finishes: die-cast body painted with an initial treatment of a ceramic nanoparticle coating, to prepare for painting, followed by a coat of epoxy paint and one of polyester paint to provide corrosion resistance of more than 1500 hours of salt spray. Paints compliant with the Qualicoat standard (automotive standard); Screen material: 15-mm-thick tempered, transparent extra-clear glass, with vitrified serigraphy, to ensure chromatic uniformity of light and excellent resistance to knocks and scratches; built-in power supply unit; includes 1.5 m neoprene cable H07RN-F 3x1.0 Ø9.3 mm; Ingress protection: IP67 with purpose-built outer casing, IP68 with purpose-built outer casing, IP69; Impact resistance: IK10; 2 optical groups, adjustable manually and singly: ±15° on the z axis, ±30° on the x axis; Protection systems: IPS (Intelligent Protection System) protects lighting fixtures from water infiltrations, which can occur if there are faulty junctions between the cables in outdoor or underwater applications. This innovation, patented by L&L, also guarantees electrical protection against polarity reversal, hot plugging, ESD and power surges, which can occur if there are faults in the electrical circuit; The PID (Protective Impedance Device) protects lighting fixtures from electrical phenomena external to the system, such as static electricity accumulation or electromagnetic interference coming from the mains power. Generally, these are events with a low energy content; The SPD (Surge Protection Device) protects lighting fixtures from electrical phenomena external to the system, such as power surges. In particular, this device is specifically for protection against serious events with a high energy content; Operating temperature: -20°C — +45°C; Maximum device temperature: 50°C (Ta 25°C); Glow wire test: 960°C; Photobiological safety: photobiological safety: risk group 1 according to EN 62471:2006; Appliance class: class I; Weight: 5000 g; Dimensions: Ø290x138 mm; Volume of thermal heatsink: Ø660x265 mm; Energy efficiency class: F (light source) in accordance with EU 2019/2015; Accessories: WC5610 Outer casing, WC5611 Outer casing, WE0202 Tamper-resistant screw kit, WE0203 Screwdriver for tamper-resistant screws, WH0610 Honeycomb louvre, WN7001 Pair of extractors for outer casings; tested and approved via E.O.L. (End Of Line) test with functioning test and check of electrical power consumption

Status: Available

ELECTRICAL CHARACTERISTICS

Power consumption	25W
Power supply	230Vac
Power supply unit	built-in power supply unit

LIGHTING CHARACTERISTICS

Number and type of LED	4 high-intensity power LEDs
Average LED life	50 000h L85 B10 (Ta 25°C)
LED colour	3000K
CRI Colour Rendering Index	80
Binning	3-step MacAdam
Left optics	30°
Right optics	14°
Lumen output at source	2411 lm (3000K, CRI 80)
Delivered lumen output	1395 lm (3000K, 30°, CRI 80)

MECHANICAL CHARACTERISTICS

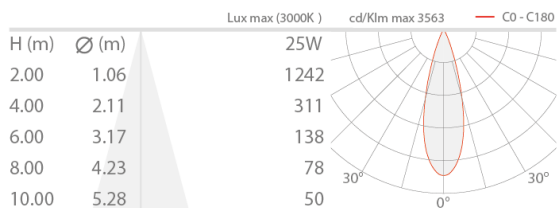
Dimensions	Ø290x138 mm
Weight	5000 g
Finishes	stainless steel
Mounting	with outer casing
Body material	body in die-cast aluminium, trim in AISI 316L stainless steel
Screen material	screen in serigraphed, transparent, tempered extra-clear glass
Volume of thermal heatsink	Ø660x265 mm

GENERAL CHARACTERISTICS

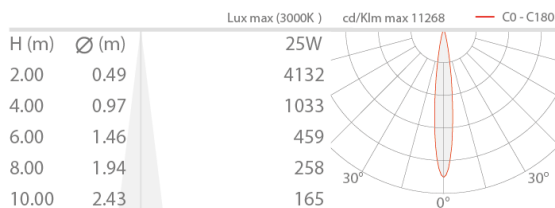
Ingress protection	IP67 with purpose-built outer casing, IP68 with purpose-built outer casing, IP69
Operating temperature	-20°C — +45°C
Impact resistance	IK10
Energy efficiency class	F (light source) in accordance with EU 2019/2015
Glow wire test	960°C
Maximum device temperature	50°C (Ta 25°C)
Appliance class	class I
Walkover	yes
Drive-over	up to 5000 kg
Power cables	includes 1.5 m neoprene cable H07RN-F 3x1.0 Ø9.3 mm
Protection systems	IPS (Intelligent Protection System); PID (Protective Impedance Device); SPD (Surge Protection Device)
Photobiological safety	photobiological safety: risk group 1 according to EN 62471:2006
Notes	2 optical groups, adjustable manually and singly: ±15° on the z axis, ±30° on the x axis

PHOTOMETRIC DATA

MM - 30° CRI 80



SS - 14° CRI 80

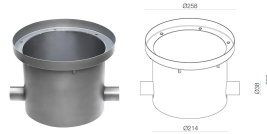


ACCESSORIES

Installation Accessories

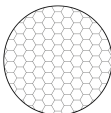


WC5610
Outer casing
Stra IP67



WC5611
Outer casing
Stra IP68

Anti-glare



WH0610

Honeycomb louvre

built into the lighting fixture

The honeycomb louvre can be fitted on all fixed optics except for 66°x11° and wall washer optics

Order together with the lighting fixture

Other



WE0202

Tamper-resistant screw kit

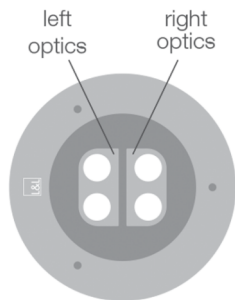


WE0203

Screwdriver for tamper-resistant screws

**WN7001**

Pair of extractors for outer casings



L&L Luce&Light SRL reserves the right to change the information contained in this document at any time without prior notice being given.