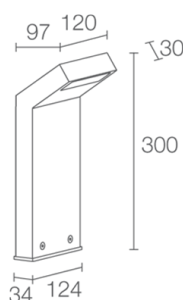
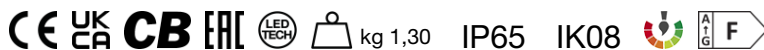


Made in Italy



Plin 1.0, code: PN10105AH
Bollards for outdoor applications



DESCRIPTION

bollard for outdoor applications; surface mounted (floor); Power consumption: 12W; Power supply: 230Vac; Lumen output at source: 1242 lm (3000K); Delivered lumen output: 558 lm (3000K); 18 mid-power LEDs, 3-step MacAdam, 50 000h L85 B10 (Ta 25°C); LED colour: 3000K; Optics: diffuse: optical system consisting of serigraphed, tempered, extra-clear microprismatic glass, housed inside the tilted head and illuminating the front and rear areas; Upward flux fraction: 1,20%; CRI Colour Rendering Index: 80; Body material: head made of aluminium alloy EN AB 46100, produced with die-casting. Body in aluminium alloy 6060, produced with die-casting; Finishes: anthracite finish obtained through an initial treatment with a ceramic nanoparticle coating, to prepare for painting, followed by a coat of epoxy paint and one of polyester paint to provide corrosion resistance of more than 1500 hours of salt spray. Paints compliant with the Qualicoat standard used in the automotive sector; RAL finish on request; Screen material: screen in serigraphed, tempered, extra-clear microprismatic glass; built-in power supply unit; Ingress protection: IP65; Impact resistance: IK08; non-standard heights available on request; with watertight connector for cables up to Ø12 mm; Operating temperature: -20°C — +45°C; Glow wire test: 960°C; Photobiological safety: photobiological safety: risk group 1 according to EN 62471:2006; Appliance class: class I; Weight: 1300 g; Dimensions: 120x30x300 mm; Energy efficiency class: F (light source) in accordance with EU 2019/2015; tested and approved via E.O.L. (End Of Line) test with functioning test and check of electrical power consumption

Status: Available

06/09/2025 Rev. 15/2024

ELECTRICAL CHARACTERISTICS

| | |
|-------------------|----------------------------|
| Power consumption | 12W |
| Power supply | 230Vac |
| Power supply unit | built-in power supply unit |

LIGHTING CHARACTERISTICS

| | |
|----------------------------|---------------------------|
| Number and type of LED | 18 mid-power LEDs |
| Average LED life | 50 000h L85 B10 (Ta 25°C) |
| LED colour | 3000K |
| CRI Colour Rendering Index | 80 |
| Binning | 3-step MacAdam |
| Optics | diffuse |
| Lumen output at source | 1242 lm (3000K) |
| Delivered lumen output | 558 lm (3000K) |

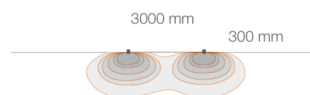
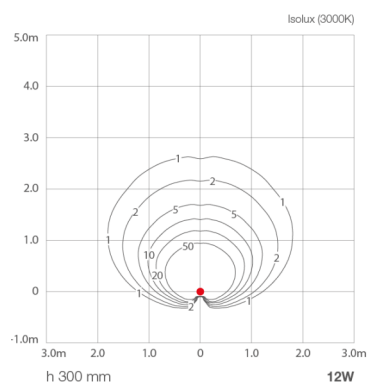
MECHANICAL CHARACTERISTICS

| | |
|-----------------|---|
| Dimensions | 120x30x300 mm |
| Weight | 1300 g |
| Finishes | anthracite |
| Mounting | in-ground installation |
| Body material | head in die-cast aluminium, column in aluminium |
| Screen material | screen in serigraphed, tempered, extra-clear microprismatic glass |

GENERAL CHARACTERISTICS

| | |
|-------------------------|--|
| Ingress protection | IP65 |
| Operating temperature | -20°C — +45°C |
| Impact resistance | IK08 |
| Energy efficiency class | F (light source) in accordance with EU 2019/2015 |
| Glow wire test | 960°C |
| Appliance class | class I |
| Walkover | no |
| Drive-over | no |
| Photobiological safety | photobiological safety: risk group 1 according to EN 62471:2006 |
| Notes | non-standard heights available on request; with watertight connector for cables up to Ø12 mm |

PHOTOMETRIC DATA



L&L Luce&Light SRL reserves the right to change the information contained in this document at any time without prior notice being given.