











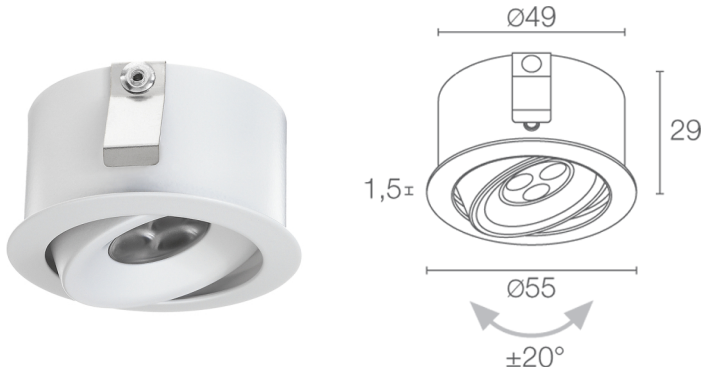


Made in Italy

 Esem Mid 1.1, code: EM11315LN
Recessed for indoor applications

04/05/2026 Rev. 09/2024







 kg 0,09
  Ø50 mm
  IP40
 




DESCRIPTION

recessed downlight for indoor applications; recessed (ceiling, wall, shelf); Power consumption: max 3W; Power supply: max 350mA; Lumen output at source: 309 lm (3000K, 350mA); Delivered lumen output: 220 lm (3000K, 350mA, 22°); 3 power LEDs, 1/4 ANSI BIN, 50 000h L95 B10 (Ta 25°C); LED colour: 3000K; Optics: 30° tiltable $\pm 20^\circ$; CRI Colour Rendering Index: 80; Body material: body and trim in aluminium; Finishes: black (RAL 9005); RAL finish on request; Thickness of installation surface: min 5 mm, max 25 mm; power supply unit not included; Wiring: series; includes 1.5 m PVC cable FROR 2x0.35 Ø3.5 m; Control system: dimming via dimmable driver; Ingress protection: IP40; IP44 version available on request; Casambi control using the Casambi app with dedicated electronics; Operating temperature: 0°C — +45°C; Photobiological safety: photobiological safety: risk group 1 according to EN 62471:2006; Appliance class: class III; Weight: 90 g; Dimensions: Ø55x29 mm; Cutout dimensions: Ø50 mm; Volume of thermal heatsink: Ø90x80 mm; Energy efficiency class: F (light source) in accordance with EU 2019/2015; tested and approved via E.O.L. (End Of Line) test with functioning test and check of electrical power consumption

Status: Available

ELECTRICAL CHARACTERISTICS

Power consumption	max 3W
Power supply	max 350mA
Power supply unit	power supply unit not included
Control system	dimming via dimmable driver
Wiring	series

LIGHTING CHARACTERISTICS

Number and type of LED	3 power LEDs
Average LED life	50 000h L95 B10 (Ta 25°C)
LED colour	3000K
CRI Colour Rendering Index	80
Binning	1/4 ANSI BIN
Optics	30° tiltable ±20°
Lumen output at source	309 lm (3000K, 350mA)
Delivered lumen output	220 lm (3000K, 350mA, 22°)

MECHANICAL CHARACTERISTICS

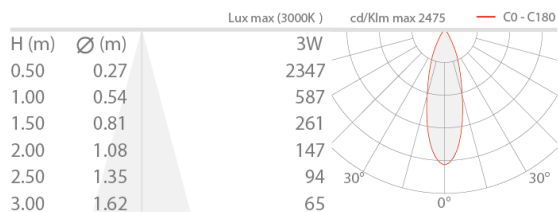
Dimensions	Ø55x29 mm
Weight	90 g
Finishes	black RAL 9005
Mounting	with fixing springs
Body material	body and trim in aluminium
Cutout dimensions	Ø50 mm
Volume of thermal heatsink	Ø90x80 mm

GENERAL CHARACTERISTICS

Ingress protection	IP40
Operating temperature	0°C — +45°C
Energy efficiency class	F (light source) in accordance with EU 2019/2015
Appliance class	class III
Walkover	no
Drive-over	no
Power cables	includes 1.5 m PVC cable FROR 2x0.35 Ø3.5 m
Photobiological safety	photobiological safety: risk group 1 according to EN 62471:2006
Notes	IP44 version available on request; Casambi control using the Casambi app with dedicated electronics

PHOTOMETRIC DATA

L - 30°



L&L Luce&Light SRL reserves the right to change the information contained in this document at any time without prior notice being given.