









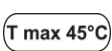

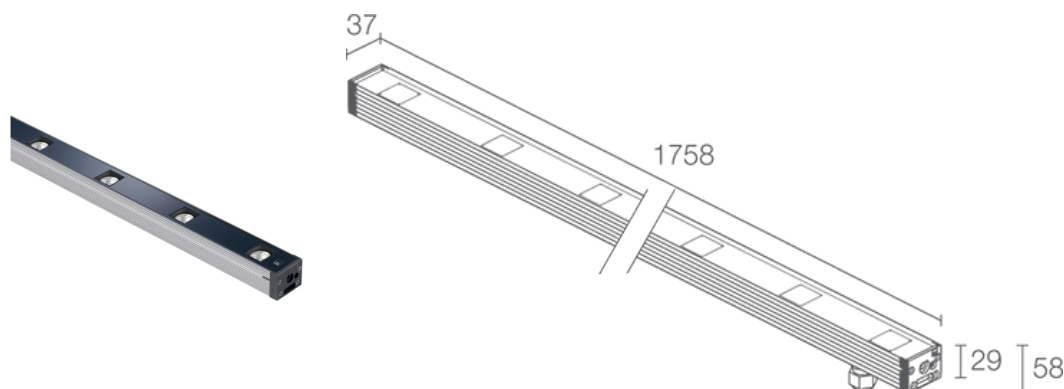


Made in Italy

 **Neva 5.2, code: NV52006WA**  
Linear profiles for outdoor applications







 kg 500 - kN 5
  kg 3,15
 IP65 IP67 IK06
 

**NTC**  



## DESCRIPTION

linear profile for outdoor applications; walkover up to 500 kg; surface mounted (ceiling, wall, floor) with brackets or recessed (ceiling, floor, wall) with outer casing; Power consumption: 50W; Power supply: 24Vdc; Lumen output at source: 2271 lm, R: 758 lm G: 1135 lm B: 378 lm; Delivered lumen output: 1620 lm, R: 540 lm G: 810 lm B: 270 lm (26°); 15 RGB LEDs groups, 50 000h L90 B10 (Ta 25°C); LED colour: RGB; Optics: 24°x46°: optical system composed of a series of light sources equally spaced at 120 mm from each other. The deep-set TIR lens guarantees high-quality light emission and visual comfort; Body material: body made of ANTICORODAL 6060 low-copper-content aluminium alloy, made from an extruded profile, then anodized grey (20 micron) to give the product better heat dissipation and increase its resistance to corrosion. Caps made of glass-fibre-reinforced polyamide for greater resistance.; Screen material: 4-mm-thick tempered, transparent extra-clear glass, with vitrified serigraphy, to ensure chromatic uniformity of light and excellent resistance to knocks and scratches.; power supply unit not included; includes 1.5 m neoprene cable, 05RN-F 4x0,50 Ø5,8 mm; Ingress protection: IP65, IP67; Impact resistance: IK06; Casambi control using the Casambi app with dedicated electronics; Protection systems: IPS (Intelligent Protection System) protects lighting fixtures from water infiltrations, which can occur if there are faulty junctions between the cables in outdoor or underwater applications. This innovation, patented by L&L, also guarantees electrical protection against polarity reversal, hot plugging, ESD and power surges, which can occur if there are faults in the electrical circuit; This is an NTC thermistor mounted on the LED board to protect the lighting fixture against overheating. Should the product function at an operating temperature greater than the maximum temperature at which it can operate correctly, the protection is activated and gradually reduces the power. The NTC causes the integrated electronic parts to cool down to avoid the lighting fixture instantly switching itself off. When the operating temperature is again within normal range, the NTC automatically restores the lighting fixture's original operating conditions; Operating temperature: -20°C — +45°C; Maximum device temperature: 45°C (Ta 25°C); Glow wire test: 960°C; Photobiological safety: in accordance with IEC TR 62778:2014; Appliance class: class III; Weight: 3150 g; Dimensions: 1758x37x29mm; Energy efficiency class: F (light source) in accordance with EU 2019/2015; Accessories: WB6522 Anti-glare shield in black-painted stainless steel - 1754 mm, WC6522 Aluminium outer casing - 1763 mm, WC6722 Aluminium outer casing for plasterboard - 1763 mm, WH6022 Honeycomb louvre, WM0601 Pair of brackets h 75 mm, WM0602 Pair of brackets h 140 mm, WN6001 Anti-fall kit, WN6002 U-shaped brackets pair, WN6003 Springs pair, WN6005 Alignment kit for outer casing, WN6006 Pair of extractors for outer casings; tested and approved via E.O.L. (End Of Line) test with functioning test and check of electrical power consumption

Status: Available

14/07/2025 Rev. 19/2024

## ELECTRICAL CHARACTERISTICS

Power consumption	50W
Power supply	24Vdc
Power supply unit	power supply unit not included

## LIGHTING CHARACTERISTICS

Number and type of LED	15 RGB LEDs groups
Average LED life	50 000h L90 B10 (Ta 25°C)
LED colour	RGB
Optics	24°x46°
Lumen output at source	2271 lm, R: 758 lm G: 1135 lm B: 378 lm
Delivered lumen output	1620 lm, R: 540 lm G: 810 lm B: 270 lm (26°)

## MECHANICAL CHARACTERISTICS

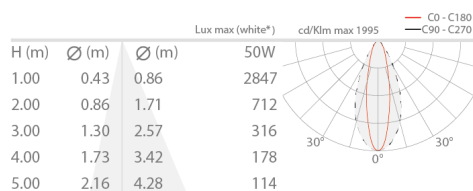
Dimensions	1758x37x29mm
Weight	3150 g
Mounting	with adjustable brackets and screws or with outer casing
Body material	body in anodized anticorrosive aluminium
Screen material	screen in serigraphed, transparent, tempered extra-clear glass

## GENERAL CHARACTERISTICS

Ingress protection	IP65, IP67
Operating temperature	-20°C — +45°C
Impact resistance	IK06
Energy efficiency class	F (light source) in accordance with EU 2019/2015
Glow wire test	960°C
Maximum device temperature	45°C (Ta 25°C)
Appliance class	class III
Drive-over	no
Walkover	up to 500 kg
Power cables	includes 1.5 m neoprene cable, 05RN-F 4x0,50 Ø5,8 mm
Protection systems	IPS (Intelligent Protection System); NTC (thermistor mounted on LED board)
Photobiological safety	in accordance with IEC TR 62778:2014
Notes	Casambi control using the Casambi app with dedicated electronics

## PHOTOMETRIC DATA


W – 24°x46°



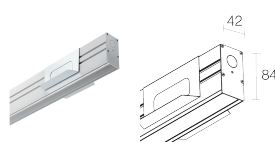
\* White created by mixing the colours

## ACCESSORIES

### Installation Accessories



**WC6522**  
 Aluminium outer casing - 1763 mm

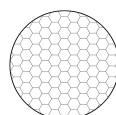


**WC6722**  
 Aluminium outer casing for plasterboard - 1763 mm

### Anti-glare



**WB6522**  
 Anti-glare shield in black-painted stainless steel - 1754 mm



**WH6022**  
 Honeycomb louvre  
 built into the lighting fixture  
 Order together with the lighting fixture


### Other



**WM0601**  
 Pair of brackets h 75 mm



**WM0602**  
 Pair of brackets h 140 mm



**WN6001**

Anti-fall kit

**WN6002**

U-shaped brackets pair

**WN6003**

Springs pair

**WN6005**

Alignment kit for outer casing

**WN6006**

Pair of extractors for outer casings

L&L Luce&Light SRL reserves the right to change the information contained in this document at any time without prior notice being given.