
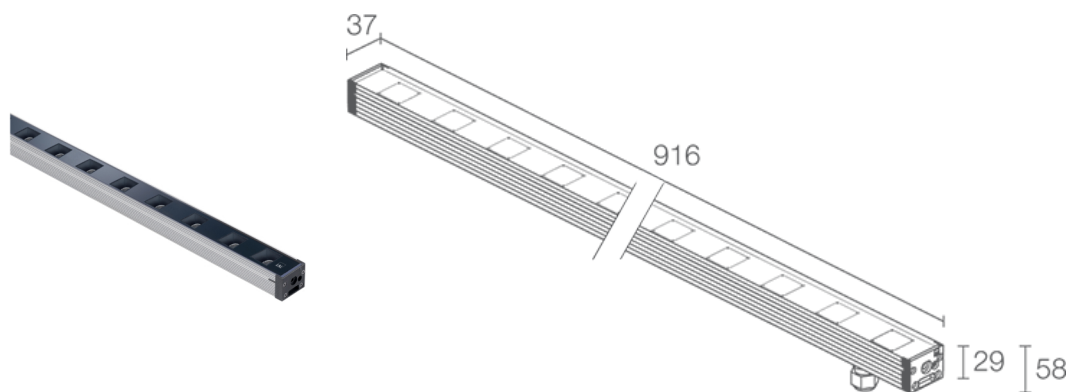
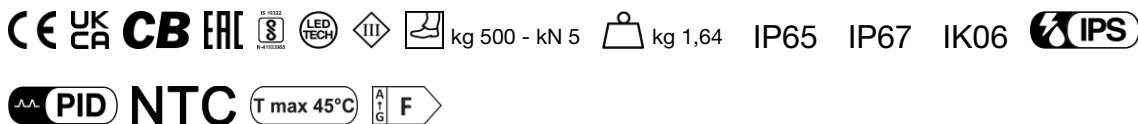


Made in Italy

 **Neva 1.1, code: NV1100FWA**
Linear profiles for outdoor applications

05/09/2025 Rev. 20/2024



DESCRIPTION

linear profile for outdoor applications; walkover up to 500 kg; surface mounted (ceiling, wall, floor) with brackets or recessed (ceiling, floor, wall) with outer casing; Power consumption: 27W; Power supply: 24Vdc; Lumen output at source: 2087 lm (3000K, 27W); Delivered lumen output: 1715 lm (3000K, 30°, 27W); 15 power LEDs, 3-step MacAdam, 50 000h L90 B10 (Ta 25°C); LED colour: 2700K; Optics: 10°x40°: optical system composed of a series of equidistant light sources, 60 mm apart. The deep-set TIR lens guarantees high-quality light emission and visual comfort; CRI Colour Rendering Index: 80; Body material: body made of ANTICORODAL 6060 low-copper-content aluminium alloy, made from an extruded profile, then anodized grey (20 micron) to give the product better heat dissipation and increase its resistance to corrosion. Caps made of glass-fibre-reinforced polyamide for greater resistance.; Screen material: 4-mm-thick tempered, transparent extra-clear glass, with vitrified serigraphy, to ensure chromatic uniformity of light and excellent resistance to knocks and scratches.; power supply unit not included; includes 1.5 m neoprene cable H05RN-F 2x0.75 Ø6.3 mm; Ingress protection: IP65, IP67; Impact resistance: IK06; Casambi control using the Casambi app with dedicated electronics; Protection systems: IPS (Intelligent Protection System) protects lighting fixtures from water infiltrations, which can occur if there are faulty junctions between the cables in outdoor or underwater applications. This innovation, patented by L&L, also guarantees electrical protection against polarity reversal, hot plugging, ESD and power surges, which can occur if there are faults in the electrical circuit; The PID (Protective Impedance Device) protects lighting fixtures from electrical phenomena external to the system, such as static electricity accumulation or electromagnetic interference coming from the mains power. Generally, these are events with a low energy content; This is an NTC thermistor mounted on the LED board to protect the lighting fixture against overheating. Should the product function at an operating temperature greater than the maximum temperature at which it can operate correctly, the protection is activated and gradually reduces the power. The NTC causes the integrated electronic parts to cool down to avoid the lighting fixture instantly switching itself off. When the operating temperature is again within normal range, the NTC automatically restores the lighting fixture's original operating conditions; Operating temperature: -20°C — +45°C; Maximum device temperature: 45°C (Ta 25°C); Glow wire test: 960°C; Photobiological safety: in accordance with IEC TR 62778:2014; Appliance class: class III; Weight: 1640 g; Dimensions: 916x37x29mm; Energy efficiency class: F (light source) in accordance with EU 2019/2015; Accessories: WB6511 Anti-glare shield in black-painted stainless steel - 912 mm, WC6511 Aluminium outer casing - 922 mm, WC6711 Aluminium outer casing for plasterboard - 922 mm, WH6011 Honeycomb louvre, WM0601 Pair of brackets h 75 mm, WM0602 Pair of brackets h 140 mm, WN6001 Anti-fall kit, WN6002 U-shaped brackets pair, WN6003 Springs pair, WN6005 Alignment kit for outer casing, WN6006 Pair of extractors for outer casings; tested and approved via E.O.L. (End Of Line) test with functioning test and check of electrical power consumption

Status: Available

ELECTRICAL CHARACTERISTICS

| | |
|-------------------|--------------------------------|
| Power consumption | 27W |
| Power supply | 24Vdc |
| Power supply unit | power supply unit not included |

LIGHTING CHARACTERISTICS

| | |
|----------------------------|---------------------------|
| Number and type of LED | 15 power LEDs |
| Average LED life | 50 000h L90 B10 (Ta 25°C) |
| LED colour | 2700K |
| CRI Colour Rendering Index | 80 |
| Binning | 3-step MacAdam |
| Optics | 10°x40° |
| Lumen output at source | 2087 lm (3000K, 27W) |
| Delivered lumen output | 1715 lm (3000K, 30°, 27W) |

MECHANICAL CHARACTERISTICS


| | |
|-----------------|--|
| Dimensions | 916x37x29mm |
| Weight | 1640 g |
| Mounting | with adjustable brackets and screws or with outer casing |
| Body material | body in anodized anticorodal aluminium |
| Screen material | screen in serigraphed, transparent, tempered extra-clear glass |

GENERAL CHARACTERISTICS

| | |
|----------------------------|---|
| Ingress protection | IP65, IP67 |
| Operating temperature | -20°C — +45°C |
| Impact resistance | IK06 |
| Energy efficiency class | F (light source) in accordance with EU 2019/2015 |
| Glow wire test | 960°C |
| Maximum device temperature | 45°C (Ta 25°C) |
| Appliance class | class III |
| Drive-over | no |
| Walkover | up to 500 kg |
| Power cables | includes 1.5 m neoprene cable H05RN-F 2x0.75 Ø6.3 mm |
| Protection systems | IPS (Intelligent Protection System); PID (Protective Impedance Device); NTC (thermistor mounted on LED board) |
| Photobiological safety | in accordance with IEC TR 62778:2014 |
| Notes | Casambi control using the Casambi app with dedicated electronics |

PHOTOMETRIC DATA

W – 10°x40°



ACCESSORIES

Installation Accessories



WC6511
 Aluminium outer casing - 922 mm

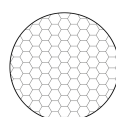


WC6711
 Aluminium outer casing for plasterboard - 922 mm

Anti-glare



WB6511
 Anti-glare shield in black-painted stainless steel - 912 mm



WH6011
 Honeycomb louvre
 built into the lighting fixture
 Order together with the lighting fixture


Other



WM0601
 Pair of brackets h 75 mm



WM0602
 Pair of brackets h 140 mm



WN6001
Anti-fall kit



WN6002
U-shaped brackets pair



WN6003
Springs pair



WN6005
Alignment kit for outer casing

WN6006
Pair of extractors for outer casings

L&L Luce&Light SRL reserves the right to change the information contained in this document at any time without prior notice being given.