
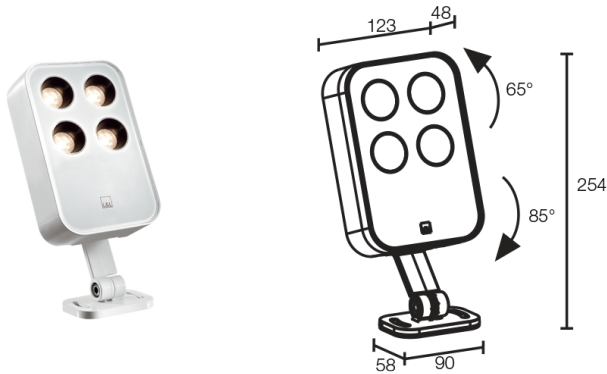


Made in Italy

 **Siri 2.0, code: SR20109MT**  
Projectors for outdoor applications

21/06/2026 Rev. 13/2024



**DESCRIPTION**

projector for outdoor applications; surface mounted (ceiling, wall, ground, spike); Power consumption: 16W; Power supply: 230Vac; Lumen output at source: 1311 lm (3000K); Delivered lumen output: 925 lm (3000K, 30°); 4 power LEDs, 1/4 ANSI BIN, 50 000h L95 B10 (Ta 25°C); LED colour: 4000K; Optics: 30°: optical system composed of a series of light sources. The deep-set TIR lens guarantees high-quality light emission and visual comfort; CRI Colour Rendering Index: 80; Body material: body made of low-copper-content die-cast aluminium alloy EN AB 47100 for excellent resistance to corrosion; Finishes: cor-ten finish obtained through an initial treatment with a ceramic nanoparticle coating, to prepare for painting, followed by a coat of epoxy paint and one of polyester paint to provide corrosion resistance of more than 1000 hours of salt spray. Paints compliant with the Qualicoat standard used in the automotive sector; RAL finish on request; Screen material: 4-mm-thick transparent extra-clear glass with vitrified serigraphy, high transmittance to ensure chromatic uniformity of light and tempered for excellent resistance to knocks and scratches; built-in power supply unit; includes 1.5 m neoprene cable H05RN-F 3x1,0 Ø7 mm; Ingress protection: IP66; Impact resistance: IK06; Protection systems: IPS (Intelligent Protection System) protects lighting fixtures from water infiltrations, which can occur if there are faulty junctions between the cables in outdoor or underwater applications. This innovation, patented by L&L, also guarantees electrical protection against polarity reversal, hot plugging, ESD and power surges, which can occur if there are faults in the electrical circuit; The PID (Protective Impedance Device) protects lighting fixtures from electrical phenomena external to the system, such as static electricity accumulation or electromagnetic interference coming from the mains power. Generally, these are events with a low energy content; Operating temperature: -20°C — +45°C; Glow wire test: 960°C; Photobiological safety: photobiological safety: risk group 1 according to EN 62471:2006; Appliance class: class I; Weight: 1410 g; Dimensions: 254x123x58 mm; Energy efficiency class: F (light source) in accordance with EU 2019/2015; Accessories: WB5020H Anti-glare hood - anthracite, WH5020 Honeycomb louvre, WP0300 Spike for in-ground installation; tested and approved via E.O.L. (End Of Line) test with functioning test and check of electrical power consumption

Status: Available

### ELECTRICAL CHARACTERISTICS

Power consumption	16W
Power supply	230Vac
Power supply unit	built-in power supply unit

### LIGHTING CHARACTERISTICS

Number and type of LED	4 power LEDs
Average LED life	50 000h L95 B10 (Ta 25°C)
LED colour	4000K
CRI Colour Rendering Index	80
Binning	1/4 ANSI BIN
Optics	30°
Lumen output at source	1311 lm (3000K)
Delivered lumen output	925 lm (3000K, 30°)

### MECHANICAL CHARACTERISTICS

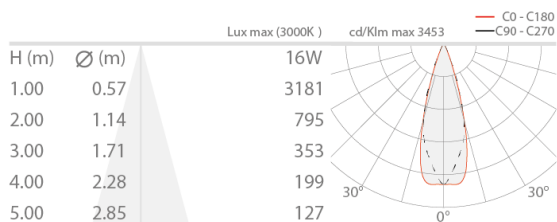
Dimensions	254x123x58 mm
Weight	1410 g
Finishes	cor-ten
Mounting	with bracket, screws and plugs
Body material	body in die-cast aluminium
Screen material	screen in serigraphed, transparent, tempered extra-clear glass

### GENERAL CHARACTERISTICS

Ingress protection	IP66
Operating temperature	-20°C — +45°C
Impact resistance	IK06
Energy efficiency class	F (light source) in accordance with EU 2019/2015
Glow wire test	960°C
Appliance class	class I
Walkover	no
Drive-over	no
Power cables	includes 1.5 m neoprene cable H05RN-F 3x1,0 Ø7 mm
Protection systems	IPS (Intelligent Protection System); PID (Protective Impedance Device)
Photobiological safety	photobiological safety: risk group 1 according to EN 62471:2006

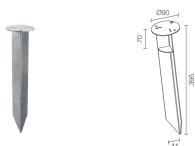
PHOTOMETRIC DATA

M - 30°



ACCESSORIES

Installation Accessories



WP0300

Spike for in-ground installation

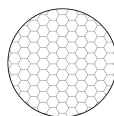
Anti-glare



WB5020H

Anti-glare hood - anthracite

On request, the anti-glare hood is available in the same finish as the lighting fixture



WH5020

Honeycomb louvre

built into the lighting fixture

The honeycomb louvre can be fitted on all fixed optics, except for the 6° optics

Order together with the lighting fixture

L&L Luce&Light SRL reserves the right to change the information contained in this document at any time without prior notice being given.