








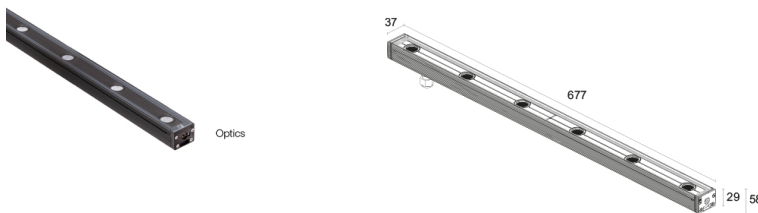
Made in Italy

 **Neva Pro 8.0, code: NP8000000070WN**
Linear profiles for outdoor applications

25/06/2026 Rev. 00





 kg 500 - kN 5
  kg 1,25
 IP66 IP67 IK06
 
NTC



DESCRIPTION

linear profile for outdoor applications; walkover up to 500 kg; surface mounted (ceiling, wall, floor) with brackets or recessed (ceiling, floor, wall) with outer casing; Power consumption: 23W; Power supply: 24Vdc; Lumen output at source: 1132 lm, R: 202 lm G: 524 lm B: 88 lm W: 442 lm (3000K); Delivered lumen output: 794 lm, R: 174 lm G: 323 lm B: 72 lm W: 310 lm (3000K, 15°); 6 power LEDs multicolor High Intensity, 50 000h L90 B10 (Ta 25°C); LED colour: RGBW; Optics: 20°x55°: optical system composed of a series of light sources equally spaced at 120 mm from each other. The deep-set elliptical TIR lens guarantees high-quality light emission and visual comfort; Body material: body made of ANTICORODAL 6060 aluminium alloy, made entirely on a CNC lathe and painted black (RAL 9005 matt); Finishes: black (RAL 9005); Screen material: 4-mm-thick extra-clear acid-etched glass, with high transmittance to ensure colour uniformity and tempered for excellent resistance to knocks and scratches, and grey vitrified serigraphy (RAL 7015); Seals: Black peroxide EPDM O-rings guarantee lasting resistance to UV rays; power supply unit not included; includes 1.50 m FEP+RUB cable (equivalent to H05RN-F) 6x0.50/0.50 Ø6.3 mm; Ingress protection: IP66, IP67; Impact resistance: IK06; Casambi control using the Casambi app with dedicated electronics; Protection systems: IPS (Intelligent Protection System) protects lighting fixtures from water infiltrations, which can occur if there are faulty junctions between the cables in outdoor or underwater applications. This innovation, patented by L&L, also guarantees electrical protection against polarity reversal, hot plugging, ESD and power surges, which can occur if there are faults in the electrical circuit; This is an NTC thermistor mounted on the LED board to protect the lighting fixture against overheating. Should the product function at an operating temperature greater than the maximum temperature at which it can operate correctly, the protection is activated and gradually reduces the power. The NTC causes the integrated electronic parts to cool down to avoid the lighting fixture instantly switching itself off. When the operating temperature is again within normal range, the NTC automatically restores the lighting fixture's original operating conditions; Operating temperature: -20°C – +50°C; Maximum device temperature: 45°C (Ta 25°C); Photobiological safety: in accordance with IEC TR 62778:2014; Appliance class: class III; Weight: 1250 g; Dimensions: 677x37x58 mm; Energy efficiency class: F (light source) in accordance with EU 2019/2015; Accessories: WB6520 Anti-glare shield in black-painted stainless steel - 673 mm, WC6520 Aluminium outer casing - 682 mm, WC6720 Aluminium outer casing for plasterboard - 682 mm, WMA09N Pair of brackets h 75 mm, WMA10N Pair of brackets h 140 mm, WN6001 Anti-fall kit, WN6002 U-shaped brackets pair, WN6003 Springs pair, WN6005 Alignment kit for outer casing, WN6006 Pair of extractors for outer casings; tested and approved via E.O.L. (End Of Line) test with functioning test and check of electrical power consumption

Status: Available

ELECTRICAL CHARACTERISTICS

Power consumption	23W
Power supply	24Vdc
Power supply unit	power supply unit not included

LIGHTING CHARACTERISTICS

Number and type of LED	6 power LEDs multicolor High Intensity
Average LED life	50 000h L90 B10 (Ta 25°C)
LED colour	RGBW
Optics	20°x55°
Lumen output at source	1132 lm, R: 202 lm G: 524 lm B: 88 lm W: 442 lm (3000K)
Delivered lumen output	794 lm, R: 174 lm G: 323 lm B: 72 lm W: 310 lm (3000K, 15°)

MECHANICAL CHARACTERISTICS

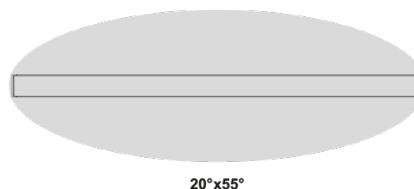
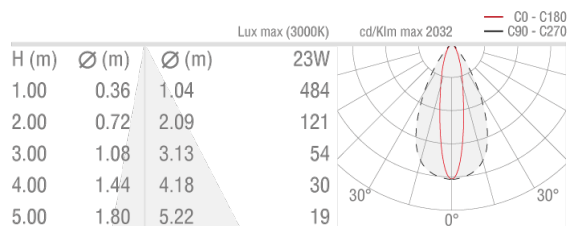
Dimensions	677x37x58 mm
Weight	1250 g
Finishes	black RAL 9005
Mounting	with adjustable brackets and screws or with outer casing
Body material	body in black-painted anticorrosional aluminium
Screen material	screen in grey-serigraphed, acid-etched, tempered extra-clear glass

GENERAL CHARACTERISTICS

Ingress protection	IP66, IP67
Operating temperature	-20°C — +50°C
Impact resistance	IK06
Energy efficiency class	F (light source) in accordance with EU 2019/2015
Maximum device temperature	45°C (Ta 25°C)
Appliance class	class III
Drive-over	no
Walkover	up to 500 kg
Power cables	includes 1.50 m FEP+RUB cable (equivalent to H05RN-F) 6x0.50/0.50 Ø6.3 mm
Protection systems	IPS (Intelligent Protection System); NTC (thermistor mounted on LED board)
Photobiological safety	in accordance with IEC TR 62778:2014
Notes	Casambi control using the Casambi app with dedicated electronics


PHOTOMETRIC DATA

W – 20°x55°



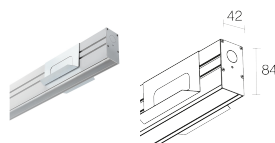
ACCESSORIES

Installation Accessories



WC6520

Aluminium outer casing - 682 mm
Retaining spring clip (WN6003) included
If installing on a wall or ceiling, include an additional pair of springs.



WC6720

Aluminium outer casing for plasterboard - 682 mm
Retaining spring clip (WN6003) included

Anti-glare



WB6520

Anti-glare shield in black-painted stainless steel - 673 mm

Other



WMA09N

Pair of brackets h 75 mm




WMA10N

Pair of brackets h 140 mm



WN6001
Anti-fall kit



WN6002
U-shaped brackets pair



WN6003
Springs pair



WN6005
Alignment kit for outer casing



WN6006
Pair of extractors for outer casings

L&L Luce&Light SRL reserves the right to change the information contained in this document at any time without prior notice being given.