










Made in Italy



Re 2, code: RR2000000050DI  
Bollards for outdoor applications

25/06/2026 Rev. 00






 kg 0,231 | kg 0,278 | kg 0,324   
 
  
 
  
 



## DESCRIPTION

bollard for outdoor applications; surface mounted (ground, spike); Power consumption: 0,9W; Power supply: 24Vdc; Lumen output at source: 133 lm (3000K); Delivered lumen output: 86 lm (3000K); 8 mid-power LEDs, 3-step MacAdam, 72 000h L80 B10 (Ta 25°C); LED colour: 3000K; Optics: diffuse; CRI Colour Rendering Index: 80; Body material: Body and bracket made of AISI 316L stainless steel, made entirely on a CNC lathe and then micro-peened and electropolished; Finishes: stainless steel finish obtained through AC19 homologated treatment of micro-shot peening, an electrolytic passivation treatment and electropolishing; Screen material: screen in PMMA; Seals: The NBR nitrile rubber O-rings ensure the fixture's IP rating is preserved, guaranteeing continued protection; Height: 500 mm; power supply unit not included; includes 1.50 m neoprene cable, 05RN-F 2x0.35 Ø4.65 mm; Ingress protection: IP66; Impact resistance: IK06; Operating temperature: -20°C — +50°C; Photobiological safety: in accordance with IEC TR 62778:2014; Appliance class: class III; Weight: 231, 278, 324 g; Dimensions: Ø45x519 | Ø45x819 | Ø45x1119 mm; Energy efficiency class: F (light source) in accordance with EU 2019/2015; Accessories: WDA33I Fixing base, WPA19 Spike for in-ground installation; tested and approved via E.O.L. (End Of Line) test with functioning test and check of electrical power consumption

Status: Available

### ELECTRICAL CHARACTERISTICS

Power consumption	0,9W
Power supply	24Vdc
Power supply unit	power supply unit not included

### LIGHTING CHARACTERISTICS

Number and type of LED	8 mid-power LEDs
Average LED life	72 000h L80 B10 (Ta 25°C)
LED colour	3000K
CRI Colour Rendering Index	80
Binning	3-step MacAdam
Optics	diffuse
Lumen output at source	133 lm (3000K)
Delivered lumen output	86 lm (3000K)

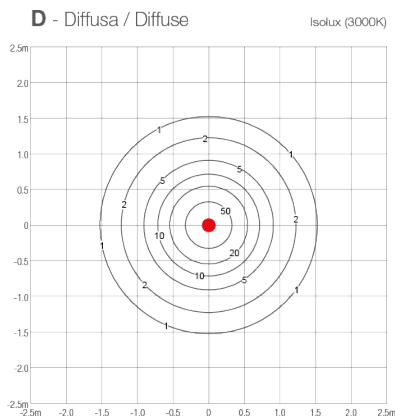
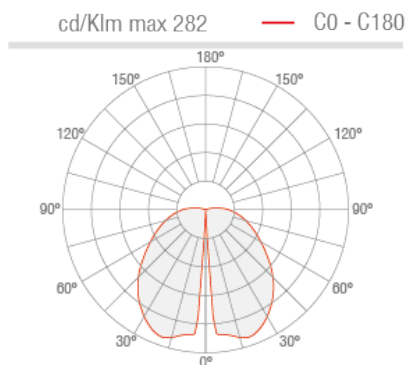
### MECHANICAL CHARACTERISTICS

Dimensions	Ø45x519   Ø45x819   Ø45x1119 mm
Weight	231, 278, 324 g
Finishes	stainless Steel AC19
Mounting	in-ground installation
Body material	corpo in acciaio inox AISI 316L, staffa in acciaio inox AISI 316L
Screen material	screen in PMMA

### GENERAL CHARACTERISTICS

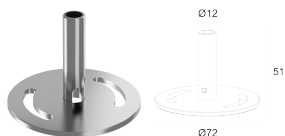
Ingress protection	IP66
Operating temperature	-20°C — +50°C
Impact resistance	IK06
Energy efficiency class	F (light source) in accordance with EU 2019/2015
Appliance class	class III
Walkover	no
Drive-over	no
Height	500 mm
Power cables	includes 1.50 m neoprene cable, 05RN-F 2x0.35 Ø4.65 mm
Photobiological safety	in accordance with IEC TR 62778:2014

## PHOTOMETRIC DATA



## ACCESSORIES

### Installation Accessories



#### WDA331

Fixing base  
stainless steel  
Required installation accessories, not included



#### WPA19

Spike for in-ground installation  
Required installation accessories, not included

L&L Luce&Light SRL reserves the right to change the information contained in this document at any time without prior notice being given.