


Made in Italy



Olo 1.0, code: LL10100D005RAT
Bollards for outdoor applications, urban lighting

25/05/2026 Rev. 52



DESCRIPTION

bollard for outdoor applications; surface mounted (floor); Power consumption: 14W; Power supply: 230Vac; Lumen output at source: 2240 lm (3000K, 14W); Delivered lumen output: 1460 lm (3000K, 180°, 14W); 72 mid-power LEDs, 3-step MacAdam, 60 000h L90 B10 (Ta 25°C); LED colour: 3000K; Optics: radial 180°; CRI Colour Rendering Index: 80; Body material: head made of aluminium alloy EN AB 47100 low-copper-content aluminium alloy for excellent resistance to corrosion, produced with die-casting. column in aluminium alloy 6082, produced with die-casting and mounting plate in 316L stainless steel; Finishes: cor-ten finish obtained through an initial treatment with a ceramic nanoparticle coating, to prepare for painting, followed by a coat of epoxy paint and one of polyester paint to provide corrosion resistance of more than 1500 hours of salt spray. Paints compliant with the Qualicoat standard used in the automotive sector; RAL finish on request; Screen material: screen made of optical grade polycarbonate with anti-UV coating, characterised by excellent resistance to impacts; Seals: the silicone rubber gaskets guarantee maximum resistance to UV rays and unchanging mechanical characteristics over time; built-in power supply unit; includes two 0.30 m neoprene cables, H05RN-F 2x1.00 Ø6.7 mm and H05RN-F 2x0.75 Ø6.4 mm; Control system: DALI-2 (DT6); Ingress protection: IP66; Impact resistance: IK10; Protection systems: The SPD (Surge Protection Device) protects lighting fixtures from electrical phenomena external to the system, such as power surges. In particular, this device is specifically for protection against serious events with a high energy content; Operating temperature: -20°C — +50°C; Photobiological safety: in accordance with IEC TR 62778:2014; Appliance class: class II; Weight: 6000 g (360°) - 6200 g (180°); Dimensions: Ø206x800 mm; Energy efficiency class: F (light source) in accordance with EU 2019/2015; Accessories: WFA02 IP68 “h”-type three-way connector (82x53.3x28 mm), WFA06 Two-pin male-female connector, WULL10A0 Kit anchor bolts; tested and approved via E.O.L. (End Of Line) test with functioning test and check of electrical power consumption

Status: Available

ELECTRICAL CHARACTERISTICS

Power consumption	14W
Power supply	230Vac
Power supply unit	built-in power supply unit
Control system	DALI-2 (DT6)

LIGHTING CHARACTERISTICS

Number and type of LED	72 mid-power LEDs
Average LED life	60 000h L90 B10 (Ta 25°C)
LED colour	3000K
CRI Colour Rendering Index	80
Binning	3-step MacAdam
Optics	radial 180°
Lumen output at source	2240 lm (3000K, 14W)
Delivered lumen output	1460 lm (3000K, 180°, 14W)

MECHANICAL CHARACTERISTICS

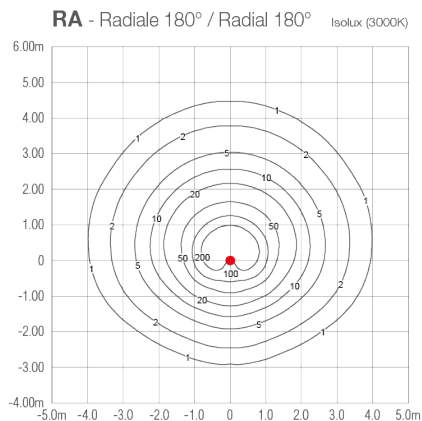
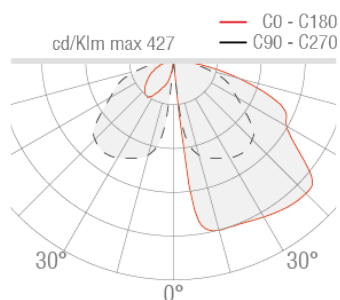
Dimensions	Ø206x800 mm
Weight	6000 g (360°) - 6200 g (180°)
Finishes	cor-ten
Mounting	in-ground installation
Body material	head in die-cast aluminium EN AB 47100, column in ANTICORODAL 6082 aluminium alloy and mountig plate in 316L stainless steel
Screen material	screen in optical grade PC

GENERAL CHARACTERISTICS

Ingress protection	IP66
Operating temperature	-20°C — +50°C
Impact resistance	IK10
Energy efficiency class	F (light source) in accordance with EU 2019/2015
Appliance class	class II
Walkover	no
Drive-over	no
Power cables	includes two 0.30 m neoprene cables, H05RN-F 2x1.00 Ø6.7 mm and H05RN-F 2x0.75 Ø6.4 mm
Protection systems	SPD (Surge Protection Device)
Photobiological safety	in accordance with IEC TR 62778:2014

PHOTOMETRIC DATA

RA – Radiale 180



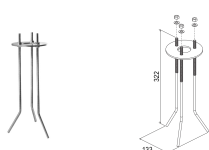
ACCESSORIES

Other



WFA02

IP68 "h"-type three-way connector (82x53.3x28 mm)
4-pin
IP68
82x53.3x28 mm



WFA06

Two-pin male-female connector
IP66-IP68
Ø23x95 mm

WULL10A0

Kit anchor bolts

L&L Luce&Light SRL reserves the right to change the information contained in this document at any time without prior notice being given.