









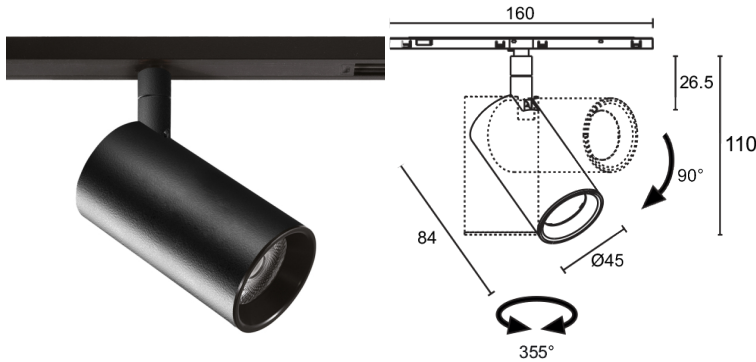


Made in Italy

 **Krill Track 4.0, code: KT4040100050KN**
Projectors for indoor applications






 kg 0,320
 





DESCRIPTION

projector for indoor applications; on track; Power consumption: 10W; Power supply: 48Vdc; Lumen output at source: 893 lm; Delivered lumen output: 725 lm (3000K, 48°); 1 COB LED, 2-step MacAdam, 60 000h L90 B10 (Ta 25°C); LED colour: 3000K; Optics: 48°; CRI Colour Rendering Index: >90; Body material: body made of ANTICORODAL EN AW 6026 low-copper-content aluminium alloy for excellent resistance to corrosion, made entirely on a CNC lathe. Joint made of brass and produced entirely on a CNC lathe. Track adapter in black polyamide; Finishes: Cylindrical cover and joint painted black, radiator electro-coloured black (RAL 9005); RAL finish on request; power supply unit not included; Control system: ON/OFF; Ingress protection: IP40; surface-mounted track in a white finish available on request DALI-2 versions require a DALI Master Controller; built-in protection fuse, protection against voltage spikes; built-in heat protection; Operating temperature: 0°C – +35°C; Glow wire test: 960°C; Photobiological safety: in accordance with IEC TR 62778:2014; Appliance class: class III; Weight: 320 g; Dimensions: Ø45x94 mm; Energy efficiency class: F (light source) in accordance with EU 2019/2015; Accessories: BE0030004 2 m recessed track, BE0030005 1 m recessed track, BE0030012 1 m surface-mounted track, BE0030025 2 m surface-mounted track, BE0030026 Straight connector, BE0031003 End cap, recessed track, BE0031006 Vertical L-shaped connector cover for surface-mounted track, BE0031007 Horizontal L-shaped connector cover for surface-mounted track, BE0031008 Flexible connector, BE0031009 Vertical connector, ceiling-wall, BE003100A Horizontal connector, BE003100B Concealable power supply end cap, BE00310N0 End cap, surface-mounted track, BE0032005 Black cover, surface-mounted track – 3 m, BE0032006 Black cover, recessed track – 3 m, BE003TE20 Power supply end cap, WBA000 Standard snoot, WEA13 Template for recessed track, WHK140A0 Honeycomb louvre; tested and approved via E.O.L. (End Of Line) test with functioning test and check of electrical power consumption

Status: Available

ELECTRICAL CHARACTERISTICS

Power consumption	10W
Power supply	48Vdc
Power supply unit	power supply unit not included
Control system	ON/OFF

LIGHTING CHARACTERISTICS

Number and type of LED	1 COB LED
Average LED life	60 000h L90 B10 (Ta 25°C)
LED colour	3000K
CRI Colour Rendering Index	>90
Binning	2-step MacAdam
Optics	48°
Lumen output at source	893 lm
Delivered lumen output	725 lm (3000K, 48°)

MECHANICAL CHARACTERISTICS

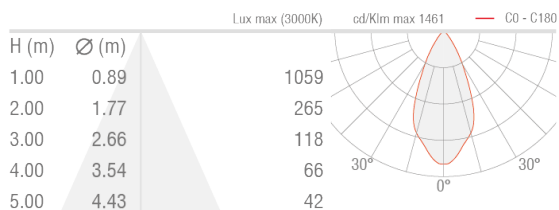
Dimensions	Ø45x94 mm
Weight	320 g
Finishes	black RAL 9005
Mounting	with track adaptor
Body material	body in anticorodal aluminium, joint in brass, adapter in polyamide

GENERAL CHARACTERISTICS

Ingress protection	IP40
Operating temperature	0°C — +35°C
Energy efficiency class	F (light source) in accordance with EU 2019/2015
Glow wire test	960°C
Appliance class	class III
Walkover	no
Drive-over	no
Photobiological safety	in accordance with IEC TR 62778:2014
Notes	surface-mounted track in a white finish available on request DALI-2 versions require a DALI Master Controller; built-in protection fuse, protection against voltage spikes; built-in heat protection

PHOTOMETRIC DATA

K – 48°



ACCESSORIES

Anti-glare




WBA000
Standard snoot




WHKI40A0
Honeycomb louvre
Can be fitted on all optics except for 8° and elliptical optics


Other



BE0030004
2 m recessed track
Required installation accessories, not included



BE0030005
1 m recessed track
Required installation accessories, not included



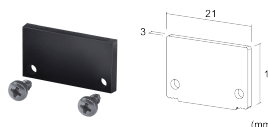
BE0030012
1 m surface-mounted track
Required installation accessories, not included



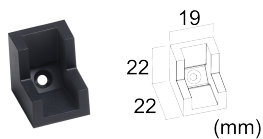
BE0030025
2 m surface-mounted track
Required installation accessories, not included



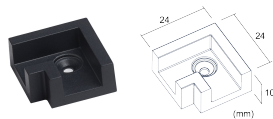
BE0030026
Straight connector



BE0031003
End cap, recessed track



BE0031006
Vertical L-shaped connector cover for surface-mounted track



BE0031007
Horizontal L-shaped connector cover for surface-mounted track



BE0031008
Flexible connector



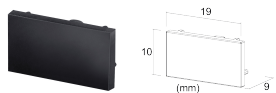
BE0031009
Vertical connector, ceiling-wall



BE003100A
Horizontal connector



BE003100B
Concealable power supply end cap
Required installation accessories, not included



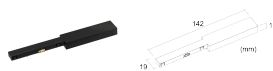
BE003100A
Horizontal connector



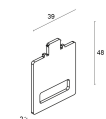
BE003100B
Concealable power supply end cap
Required installation accessories, not included



BE00310N0
End cap, surface-mounted track



BE0032005
Black cover, surface-mounted track – 3 m



WEA13

BE003TE20
Power supply end cap
Required installation accessories, not included

Template for recessed track
stainless steel

L&L Luce&Light SRL reserves the right to change the information contained in this document at any time without prior notice being given.