

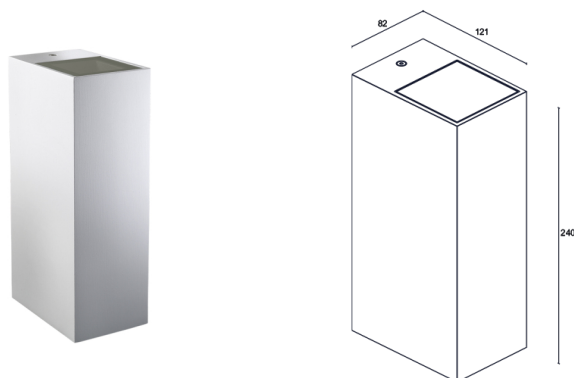
Made in Italy



Metope 3.1, code: TM3100100050SE

Wall mounted for outdoor applications

01/06/2024 Rev. 47



DESCRIPTION

wall mounted for outdoor applications, single beam; surface mounted (wall); Power consumption: 10W; Power supply: 24Vdc; Lumen output at source: 1100 lm; Delivered lumen output: 761 lm (16°, 3000K); 1 COB LED, 2-step MacAdam, 60 000h L80 B10 (Ta 25°C); LED colour: 3000K; Optics: 16°: optical system consisting of a high-efficiency, deep-set TIR lens combined with a high-quality technical filter; CRI Colour Rendering Index: >90; Body material: body made of low-copper-content die-cast aluminium alloy EN AB 47100 for excellent resistance to corrosion; Finishes: white finish obtained through an initial treatment with a ceramic nanoparticle coating, to prepare for painting, followed by a coat of epoxy paint and one of polyester paint to provide corrosion resistance of more than 1500 hours of salt spray. Paints compliant with the Qualicoat standard used in the automotive sector (RAL 9003); RAL finish on request; Screen material: 3-mm-thick transparent extra-clear glass, with high transmittance to ensure chromatic uniformity of light and tempered for excellent resistance to knocks and scratches, with RAL 7015 grey vitrified serigraphy around the edge; Installation: the symmetrical mounting bracket means the device can be installed without any restrictions on orientation between the bracket and the body of the device; power supply unit not included; Control system: ON/OFF; Ingress protection: IP65; Impact resistance: IK05; spacer with RAL finish available on request; only compatible with Casambi in the 24Vdc version; Casambi control using the Casambi app with dedicated electronics; Operating temperature: -20°C — +50°C; Glow wire test: 960°; Appliance class: class III; Weight: 2000 g; Dimensions: 82x121x240 mm; Energy efficiency class: F (light source) in accordance with EU 2019/2015; Accessories: WDA21E Spacer - white; tested and approved via E.O.L. (End Of Line) test with functioning test and check of electrical power consumption

Status: Available

ELECTRICAL CHARACTERISTICS

Power consumption	10W
Power supply	24Vdc
Power supply unit	power supply unit not included
Control system	ON/OFF

LIGHTING CHARACTERISTICS

Number and type of LED	1 COB LED
Average LED life	60 000h L80 B10 (Ta 25°C)
LED colour	3000K
CRI Colour Rendering Index	>90
Binning	2-step MacAdam
Optics	16°
Lumen output at source	1100 lm
Delivered lumen output	761 lm (16°, 3000K)

MECHANICAL CHARACTERISTICS

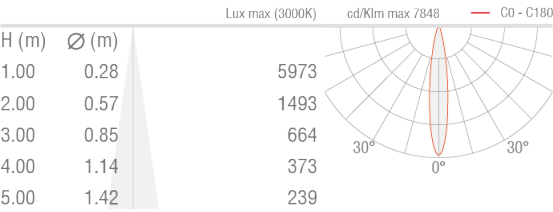
Dimensions	82x121x240 mm
Weight	2000 g
Finishes	white RAL 9003
Mounting	with screws and plugs
Body material	body in die-cast aluminium
Screen material	screen in serigraphed-grey and transparent, tempered extra-clear glass

GENERAL CHARACTERISTICS

Ingress protection	IP65
Operating temperature	-20°C — +50°C
Impact resistance	IK05
Energy efficiency class	F (light source) in accordance with EU 2019/2015
Glow wire test	960°
Appliance class	class III
Walkover	no
Drive-over	no
Notes	spacer with RAL finish available on request; only compatible with Casambi in the 24Vdc version; Casambi control using the Casambi app with dedicated electronics

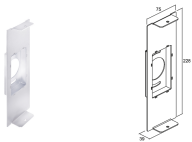
PHOTOMETRIC DATA

S – 16°



ACCESSORIES

Installation Accessories



WDA21E
Spacer - white

L&L Luce&Light SRL reserves the right to change the information contained in this document at any time without prior notice being given.