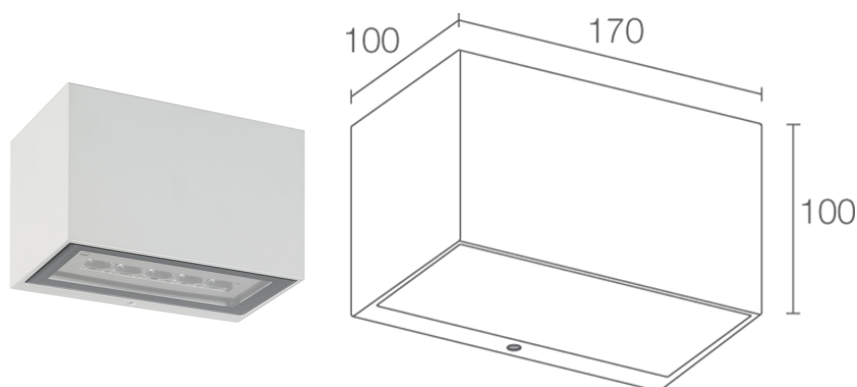


Made in Italy



**Geko 6.1, code: GK6110FSE**  
Wall mounted for outdoor applications

15/12/2025 Rev. 11/2024



## DESCRIPTION

wall mounted for outdoor applications, double beam; surface mounted (wall); Power consumption: 20W; Power supply: 230Vac; Lumen output at source: 1454 lm (3000K); Delivered lumen output: 1070 lm (3000K, 30°); 10 power LEDs, 1/4 ANSI BIN, 50 000h L90 B10 (Ta 25°C); LED colour: 2700K; Optics: 10°; CRI Colour Rendering Index: 80; Body material: body in die-cast aluminium; Finishes: white (RAL 9003); RAL finish on request; Screen material: screen in serigraphed, transparent and tempered extra-clear glass; built-in power supply unit; connection box with 0.30 m cable; Ingress protection: IP65; Impact resistance: IK07; spacer with RAL finish available on request; Protection systems: The PID (Protective Impedance Device) protects lighting fixtures from electrical phenomena external to the system, such as static electricity accumulation or electromagnetic interference coming from the mains power. Generally, these are events with a low energy content; Operating temperature: -20°C — +45°C; Glow wire test: 960°C; Photobiological safety: photobiological safety: risk group 1 according to EN 62471:2006; Appliance class: class I; Weight: 2200 g; Dimensions: 170x100x100 mm; Energy efficiency class: F (light source) in accordance with EU 2019/2015; Accessories: WD0300E Spacer - white; tested and approved via E.O.L. (End Of Line) test with functioning test and check of electrical power consumption

Status: Available

### ELECTRICAL CHARACTERISTICS

Power consumption	20W
Power supply	230Vac
Power supply unit	built-in power supply unit

### LIGHTING CHARACTERISTICS

Number and type of LED	10 power LEDs
Average LED life	50 000h L90 B10 (Ta 25°C)
LED colour	2700K
CRI Colour Rendering Index	80
Binning	1/4 ANSI BIN
Optics	10°
Lumen output at source	1454 lm (3000K)
Delivered lumen output	1070 lm (3000K, 30°)

### MECHANICAL CHARACTERISTICS


Dimensions	170x100x100 mm
Weight	2200 g
Finishes	white RAL 9003
Mounting	with mounting plate, screws and plugs
Body material	body in die-cast aluminium
Screen material	screen in serigraphed, transparent, tempered extra-clear glass

### GENERAL CHARACTERISTICS

Ingress protection	IP65
Operating temperature	-20°C — +45°C
Impact resistance	IK07
Energy efficiency class	F (light source) in accordance with EU 2019/2015
Glow wire test	960°C
Appliance class	class I
Walkover	no
Drive-over	no
Power cables	connection box with 0.30 m cable
Protection systems	PID (Protective Impedance Device)
Photobiological safety	photobiological safety: risk group 1 according to EN 62471:2006
Notes	spacer with RAL finish available on request

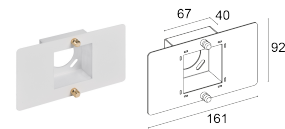
PHOTOMETRIC DATA

S – 10°

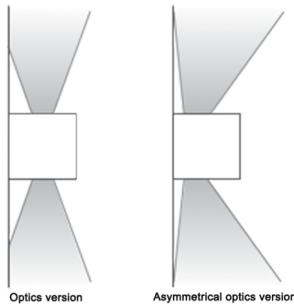


ACCESSORIES

Installation Accessories



WD0300E  
Spacer - white



L&L Luce&Light SRL reserves the right to change the information contained in this document at any time without prior notice being given.