

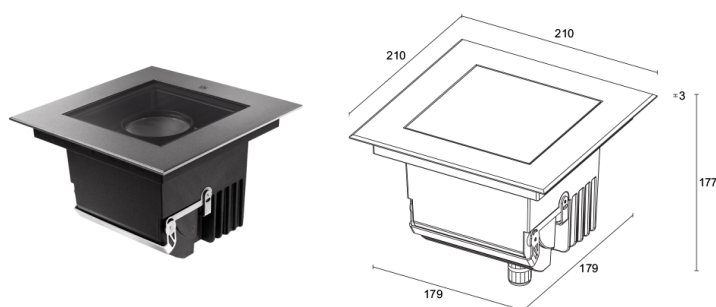
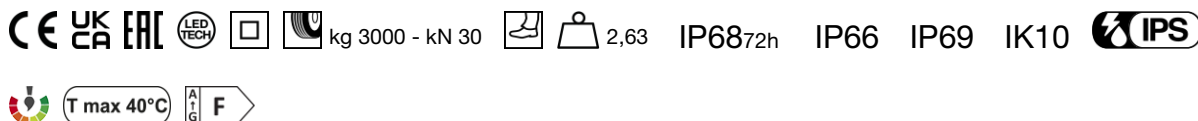
Made in Italy



Quilatero 4.4, code: QL4410000050LI

Recessed for outdoor applications

25/08/2025 Rev. 07/2024



## DESCRIPTION

recessed for outdoor applications; drive-over up to 3000 kg; walkover; recessed (wall, floor); Power consumption: 22W; Power supply: 110-230Vac; Lumen output at source: 2469 lm (3000K, CRI 80); Delivered lumen output: 1821 lm (3000K, 17°, CRI 80); 1 COB LED, 2-step MacAdam, 60 000h L80 B10 (Ta 25°C); LED colour: 3000K; Optics: 32° tiltable +20°: optical system consisting of a high-efficiency, deep-set TIR lens combined with a high-quality technical filter; CRI Colour Rendering Index: 80; Body material: body made of heat-dissipating, carbon-fibre-reinforced semicrystalline technopolymer with a thermal conductivity equal to that of stainless steel and high resistance to impact and sub-zero temperatures, and to corrosion even in harsh (saline) environments. Trim in AISI 316L stainless steel, laser cut, machined and finished, then micro-peened, passivated and electropolished to guarantee excellent corrosion resistance of more than 2000 hours of salt spray; Finishes: stainless steel; RAL finish on request; Screen material: 12-mm-thick transparent extra-clear glass, high transmittance to ensure chromatic uniformity of light, serigraphed grey (RAL 7015), and tempered for excellent impact and scratch resistance; Seals: the silicone rubber O-rings guarantee excellent, continued resistance to UV rays, resistance to water infiltration, and unchanging mechanical characteristics; Installation: product complete with IP68 connector and built-in IPS system. Compatible with H07RN-F cable with minimum cross-section 2x1 and cable Ø min. 7 mm max. 12 mm. Simplified connection for quick, effective installation. Easy installation on the relative outer casing using mounting clip built into the lighting fixture; built-in power supply unit; Control system: ON/OFF; Ingress protection: IP68 72h, IP66, IP69; Impact resistance: IK10; optics tiltable by up to 20° by means of a magnetic system with graduations and locking screw. Fast installation: direct connection between fixture and mains power supply; Protection systems: IPS (Intelligent Protection System) protects lighting fixtures from water infiltrations, which can occur if there are faulty junctions between the cables in outdoor or underwater applications. This innovation, patented by L&L, also guarantees electrical protection against polarity reversal, hot plugging, ESD and power surges, which can occur if there are faults in the electrical circuit; Operating temperature: -20°C — +45°C; Maximum device temperature: 40°C (Ta 25°C); Glow wire test: 960°C; Photobiological safety: in accordance with IEC TR 62778:2014; Appliance class: class II; Weight: 2630 g; Dimensions: 210x210x177 mm; Energy efficiency class: F (light source) in accordance with EU 2019/2015; Accessories: WCA16 Outer casing; tested and approved via E.O.L. (End Of Line) test with functioning test and check of electrical power consumption

Status: Available

### ELECTRICAL CHARACTERISTICS

Power consumption	22W
Power supply	110-230Vac
Power supply unit	built-in power supply unit
Control system	ON/OFF

### LIGHTING CHARACTERISTICS

Number and type of LED	1 COB LED
Average LED life	60 000h L80 B10 (Ta 25°C)
LED colour	3000K
CRI Colour Rendering Index	80
Binning	2-step MacAdam
Optics	32° tiltable +20°
Lumen output at source	2469 lm (3000K, CRI 80)
Delivered lumen output	1821 lm (3000K, 17°, CRI 80)

### MECHANICAL CHARACTERISTICS

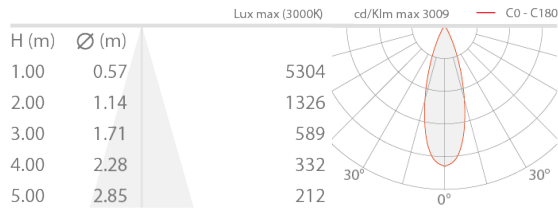
Dimensions	210x210x177 mm
Weight	2630 g
Finishes	stainless steel
Mounting	with outer casing
Body material	body in thermally conductive technopolymer, trim in AISI 316L stainless steel
Screen material	screen in serigraphed-grey and transparent, tempered extra-clear glass

### GENERAL CHARACTERISTICS

Ingress protection	IP68 72h, IP66, IP69
Operating temperature	-20°C — +45°C
Impact resistance	IK10
Features	optics tiltable by up to 20° by means of a magnetic system with graduations and locking screw. Fast installation: direct connection between fixture and mains power supply
Energy efficiency class	F (light source) in accordance with EU 2019/2015
Glow wire test	960°C
Maximum device temperature	40°C (Ta 25°C)
Appliance class	class II
Walkover	yes
Drive-over	up to 3000 kg
Protection systems	IPS (Intelligent Protection System)
Photobiological safety	in accordance with IEC TR 62778:2014

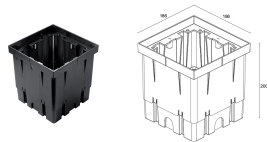
PHOTOMETRIC DATA

L – 32° CRI80



ACCESSORIES

Installation Accessories



WCA16

Outer casing

Required outer casing not included

L&L Luce&Light SRL reserves the right to change the information contained in this document at any time without prior notice being given.