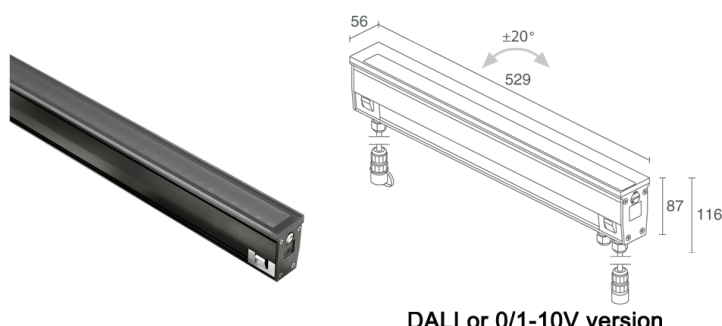


Made in Italy

Tago 2.1, code: TG21100000N0AV
Linear profiles for outdoor applications

01/05/2024 Rev. 38



DESCRIPTION

linear profile for outdoor applications; drive-over up to 2000 kg; recessed (floor); Power consumption: 24W; Power supply: 230Vac; Lumen output at source: 2984 lm (3000K); Delivered lumen output: 1864 lm (3000K, 29°); 24 SMD LEDs, 3-step MacAdam, 60 000h L80 B10 (Ta 25°C); LED colour: 2200K; Optics: wall washer tilttable ±20°: optical system composed of a series of equidistant tilttable light sources, 20 mm apart. Fitted with locking screw. The deep-set asymmetrical PMMA lens guarantees high-quality light emission and visual comfort.; CRI Colour Rendering Index: 80; Body material: body made of Anticorodal® low-copper-content aluminium EN AW 6060 T5 for excellent heat dissipation, manufactured from an extruded profile and subjected to a deep black electro-colouring process (between 10 and 15 microns) for excellent corrosion resistance. Caps made of technopolymer for greater resistance to corrosion and atmospheric agents; Screen material: 8-mm-thick acid-etched, tempered extra-clear glass, with grey-vitrified serigraphy (RAL 7015) resistant to knocks and scratches, and with high transmittance to eliminate chromatic aberrations; Seals: black Santoprene™ O-rings guarantee lasting resistance to UV rays; Installation: On/off version: one IP68 4-way connector for power supply. Dimmable version: one IP68 4-way connector for power supply and two IP68 3-way connectors for DALI and 0/1–10V signal; built-in power supply unit; on/off: includes 1.5 m neoprene cable H07RN-F 3x1.0 Ø9.3 mm DALI, 0/1-10V: includes 1 x 1.5 m neoprene cable H07RN-F 3x1.0 Ø9.3 mm and 2 x 0.75 m neoprene cables H05RN-F 2x1.0 Ø6.7 mm; Control system: ON/OFF; Ingress protection: IP65, IP67, IP69; Impact resistance: IK09; optical accessories of honeycomb louvre and anti-glare shield built into the lighting fixture and tilttable together with the optics. In/out connection and easy wiring with quick connectors designed to connect the profiles one after the other in the dimmable versions; Casambi-compatible version, controllable with the Casambi app, available on request; GORE-TEX valve to relieve the internal pressure; Protection systems: IPS (Intelligent Protection System) protects lighting fixtures from water infiltrations, which can occur if there are faulty junctions between the cables in outdoor or underwater applications. This innovation, patented by L&L, also guarantees electrical protection against polarity reversal, hot plugging, ESD and power surges, which can occur if there are faults in the electrical circuit; The PID (Protective Impedance Device) protects lighting fixtures from electrical phenomena external to the system, such as static electricity accumulation or electromagnetic interference coming from the mains power. Generally, these are events with a low energy content; Operating temperature: -20°C — +45°C; Maximum device temperature: 40°C (Ta 25°C); Photobiological safety: in accordance with IEC TR 62778:2014; Appliance class: class I; Weight: 1848 g; Dimensions: 56x116x529 mm; Energy efficiency class: F (light source) in accordance with EU 2019/2015; Accessories: WCTG21A0F Outer casing, WFA02 IP68 “h”-type three-way connector (82x53.3x28 mm), WN6005 Alignment kit for outer casing, WN6006 Pair of extractors for outer casings; tested and approved via E.O.L. (End Of Line) test with functioning test and check of electrical power consumption

Status: Available

ELECTRICAL CHARACTERISTICS

Power consumption	24W
Power supply	230Vac
Power supply unit	built-in power supply unit
Control system	ON/OFF

LIGHTING CHARACTERISTICS

Number and type of LED	24 SMD LEDs
Average LED life	60 000h L80 B10 (Ta 25°C)
LED colour	2200K
CRI Colour Rendering Index	80
Binning	3-step MacAdam
Optics	wall washer tilttable $\pm 20^\circ$
Lumen output at source	2984 lm (3000K)
Delivered lumen output	1864 lm (3000K, 29°)

MECHANICAL CHARACTERISTICS

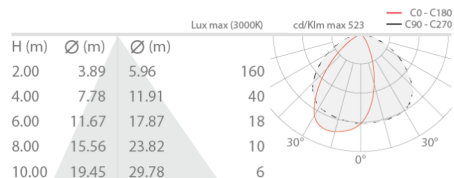
Dimensions	56x116x529 mm
Weight	1848 g
Mounting	with outer casing
Body material	body in black-anodized anticorodal aluminium, caps in technopolymer
Screen material	screen in grey-serigraphed, acid-etched, tempered extra-clear glass

GENERAL CHARACTERISTICS

Ingress protection	IP65, IP67, IP69
Operating temperature	-20°C — +45°C
Impact resistance	IK09
Features	optical accessories of honeycomb louvre and anti-glare shield built into the lighting fixture and tilttable together with the optics. In/out connection and easy wiring with quick connectors designed to connect the profiles one after the other in the dimmable versions
Energy efficiency class	F (light source) in accordance with EU 2019/2015
Maximum device temperature	40°C (Ta 25°C)
Appliance class	class I
Walkover	yes
Drive-over	up to 2000 kg
Power cables	on/off: includes 1.5 m neoprene cable H07RN-F 3x1.0 Ø9.3 mm DALI, 0/1-10V: includes 1 x 1.5 m neoprene cable H07RN-F 3x1.0 Ø9.3 mm and 2 x 0.75 m neoprene cables H05RN-F 2x1.0 Ø6.7 mm
Protection systems	IPS (Intelligent Protection System); PID (Protective Impedance Device)
Photobiological safety	in accordance with IEC TR 62778:2014
Notes	Casambi-compatible version, controllable with the Casambi app, available on request; GORE-TEX valve to relieve the internal pressure

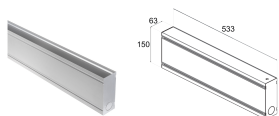
PHOTOMETRIC DATA

A – Wall washer



ACCESSORIES

Installation Accessories



WCTG21A0F Outer casing

Other



WFA02 IP68 "h"-type three-way connector (82x53.3x28 mm) 4-pin



WN6005 Alignment kit for outer casing



WN6006 Pair of extractors for outer casings

L&L Luce&Light SRL reserves the right to change the information contained in this document at any time without prior notice being given.