

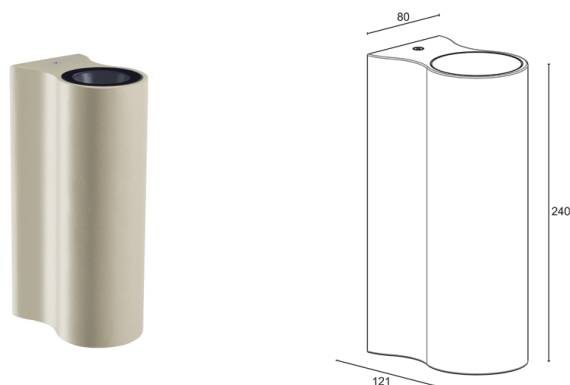
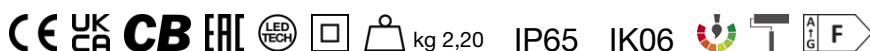
Made in Italy



Intono 3.2, code: NT321010005SS7

Wall mounted for outdoor applications

30/01/2026 Rev. 10/2024



## DESCRIPTION

wall mounted for outdoor applications, double beam; surface mounted (wall); Power consumption: 20W; Power supply: 230Vac; Lumen output at source: 1644 lm (3000K, CRI >90); Delivered lumen output: 1392 lm (3000K, 15°, CRI >90); 2 high power density COB LEDs, 2-step MacAdam, 50 000h L95 B10 (Ta 25°C); LED colour: 3000K; Optics: 15°+15°: double-beam optical system consisting of a high-efficiency metallized technopolymer reflector; CRI Colour Rendering Index: >90; Body material: body made of low-copper-content die-cast aluminium alloy EN AB 46100 for excellent resistance to corrosion; Finishes: finish obtained through an initial treatment with a ceramic nanoparticle coating, to prepare for painting, followed by a coat of primer, which enables the fixture to be painted with paints such as two-pack polyurethane varnishes and two-pack acrylic paints suitable for masonry surfaces; RAL finish on request; Screen material: 4-mm-thick transparent extra-clear glass, with high transmittance to ensure chromatic uniformity of light and tempered for excellent resistance to knocks and scratches, with a RAL 9005 black serigraphed border; Installation: the symmetric mounting bracket means the device can be installed without any restrictions on orientation between the bracket and the body of the device; built-in power supply unit; Control system: ON/OFF; Ingress protection: IP65; Impact resistance: IK06; version compatible with Google Home or Amazon Echo available on request for voice command control; DALI version available on request; The paints that can be used on primed lighting fixtures are the same ones that are suitable for use on masonry surfaces, i.e: two-pack polyurethane varnishes, two-pack acrylic paints; Operating temperature: -20°C — +45°C; Glow wire test: 960°C; Photobiological safety: photobiological safety: risk group 1 according to EN 62471:2006; Appliance class: class II; Weight: 2200 g; Dimensions: 121x80x240 mm; Energy efficiency class: F (light source) in accordance with EU 2019/2015; tested and approved via E.O.L. (End Of Line) test with functioning test and check of electrical power consumption

Status: Available

### ELECTRICAL CHARACTERISTICS

Power consumption	20W
Power supply	230Vac
Power supply unit	built-in power supply unit
Control system	ON/OFF

### LIGHTING CHARACTERISTICS

Number and type of LED	2 high power density COB LEDs
Average LED life	50 000h L95 B10 (Ta 25°C)
LED colour	3000K
CRI Colour Rendering Index	>90
Binning	2-step MacAdam
Optics	15°+15°
Lumen output at source	1644 lm (3000K, CRI >90)
Delivered lumen output	1392 lm (3000K, 15°, CRI >90)

### MECHANICAL CHARACTERISTICS


Dimensions	121x80x240 mm
Weight	2200 g
Finishes	primer
Mounting	with mounting plate, screws and plugs
Body material	body in die-cast aluminium
Screen material	screen in black-serigraphed, tempered, transparent extra-clear glass

### GENERAL CHARACTERISTICS

Ingress protection	IP65
Operating temperature	-20°C — +45°C
Impact resistance	IK06
Energy efficiency class	F (light source) in accordance with EU 2019/2015
Glow wire test	960°C
Appliance class	class II
Walkover	no
Drive-over	no
Photobiological safety	photobiological safety: risk group 1 according to EN 62471:2006
Notes	version compatible with Google Home or Amazon Echo available on request for voice command control; DALI version available on request; The paints that can be used on primed lighting fixtures are the same ones that are suitable for use on masonry surfaces, i.e: two-pack polyurethane varnishes, two-pack acrylic paints

PHOTOMETRIC DATA

S - 15° CRI 80



Double beam

L&L Luce&Light SRL reserves the right to change the information contained in this document at any time without prior notice being given.