











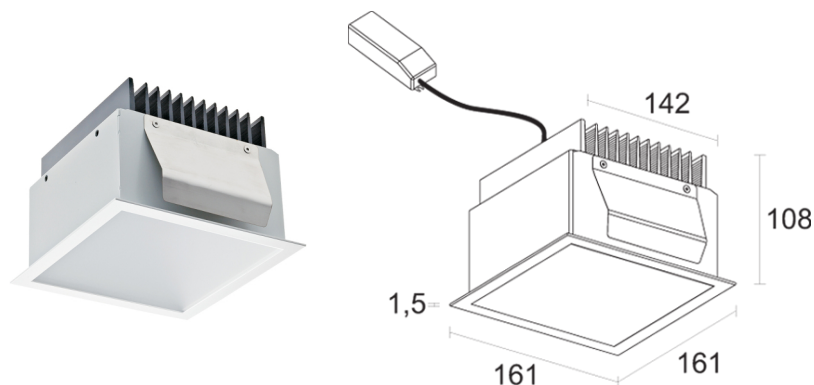


Made in Italy

 **Turis 7.0, code: TU70009DB**
Recessed for indoor applications

20/04/2024 Rev. 29







 kg 2,15
  150x150 mm
  IP40
 
 F



DESCRIPTION

recessed downlight for indoor applications; recessed (ceiling); Power consumption: 30W; Power supply: 230Vac; Lumen output at source: 3380 lm (3000K, 30W); Delivered lumen output: 2430 lm (3000K, 30W); 12 power LEDs, 3-step MacAdam, 50 000h L80 B10 (Ta 25°C); LED colour: 4000K; Optics: diffuse; CRI Colour Rendering Index: 80; Body material: body in black-anodized aluminium, trim in steel; Finishes: white (RAL 9003); RAL finish on request; Screen material: screen in one-side-frosted, transparent plexiglass; Thickness of installation surface: min 5 mm, max 25 mm; power supply unit included; includes 0.30 m cable; Control system: ON/OFF; Ingress protection: IP40; version with CRI >90 available on request, Casambi-compatible version, controllable with the Casambi app, available on request; Operating temperature: 0°C — +45°C; Photobiological safety: photobiological safety: risk group 1 according to EN 62471:2006; Appliance class: class II; Weight: 2150 g; Dimensions: 161x161x108 mm; Cutout dimensions: 150x150 mm; Volume of thermal heatsink: 250x250x170 mm; Energy efficiency class: F (light source) in accordance with EU 2019/2015; tested and approved via E.O.L. (End Of Line) test with functioning test and check of electrical power consumption

Status: Product being discontinued

ELECTRICAL CHARACTERISTICS

Power consumption	30W
Power supply	230Vac
Power supply unit	power supply unit included
Control system	ON/OFF

LIGHTING CHARACTERISTICS

Number and type of LED	12 power LEDs
Average LED life	50 000h L80 B10 (Ta 25°C)
LED colour	4000K
CRI Colour Rendering Index	80
Binning	3-step MacAdam
Optics	diffuse
Lumen output at source	3380 lm (3000K, 30W)
Delivered lumen output	2430 lm (3000K, 30W)

MECHANICAL CHARACTERISTICS

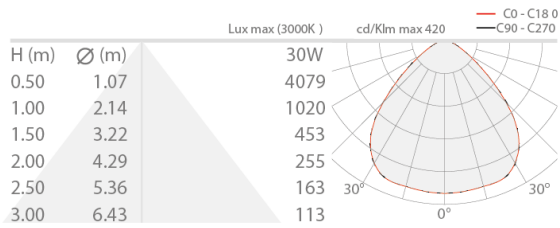
Dimensions	161x161x108 mm
Weight	2150 g
Finishes	white RAL 9003
Mounting	with fixing springs
Body material	body in black-anodized aluminium, trim in steel
Screen material	screen in one-side-frosted, transparent plexiglass
Cutout dimensions	150x150 mm
Volume of thermal heatsink	250x250x170 mm

GENERAL CHARACTERISTICS

Ingress protection	IP40
Operating temperature	0°C — +45°C
Energy efficiency class	F (light source) in accordance with EU 2019/2015
Appliance class	class II
Walkover	no
Drive-over	no
Power cables	includes 0.30 m cable
Photobiological safety	photobiological safety: risk group 1 according to EN 62471:2006
Notes	version with CRI >90 available on request, Casambi-compatible version, controllable with the Casambi app, available on request

PHOTOMETRIC DATA

D – Diffuse



L&L Luce&Light SRL reserves the right to change the information contained in this document at any time without prior notice being given.