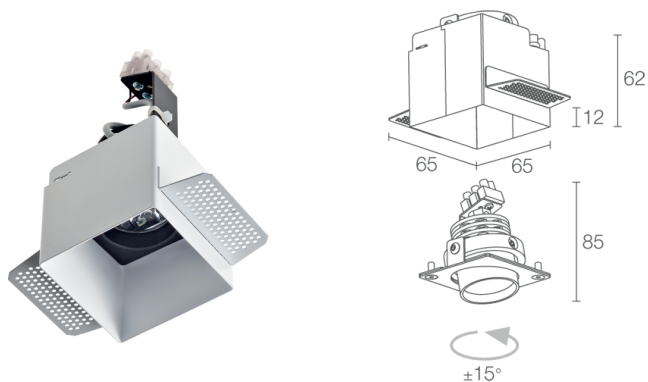



Made in Italy



Quad 6.1, code: QD61325LB  
Recessed for indoor applications

12/09/2025 Rev. 07/2024



## DESCRIPTION

recessed downlight for indoor applications; recessed (ceiling); Power consumption: max 6W; Power supply: max 500mA; Lumen output at source: 436 lm (3000K, 500mA); Delivered lumen output: 336 lm (3000K, 500mA, 24°); 3 power LEDs, 1/4 ANSI BIN, 50 000h L90 B10 (Ta 25°C); LED colour: 3000K; Optics: 56° tiltable  $\pm 15^\circ$ ; CRI Colour Rendering Index: 80; Body material: body in anodized aluminium, trim in steel; Finishes: white (RAL 9003); RAL finish on request; Thickness of installation surface: min 5 mm, max 25 mm; power supply unit not included; Wiring: series; terminal block; Control system: dimming via dimmable driver; Ingress protection: IP40; Casambi-compatible version, controllable with the Casambi app, available on request; Operating temperature: 0°C — +45°C; Photobiological safety: photobiological safety: risk group 1 according to EN 62471:2006; Appliance class: class III; Weight: 300 g; Dimensions: 65x65x125 mm; Cutout dimensions: 65x65 mm; Volume of thermal heatsink: 165x165x150 mm; Energy efficiency class: F (light source) in accordance with EU 2019/2015; Accessories: WC2001 Outer casing for plasterboard; tested and approved via E.O.L. (End Of Line) test with functioning test and check of electrical power consumption

Status: Product being discontinued

### ELECTRICAL CHARACTERISTICS

Power consumption	max 6W
Power supply	max 500mA
Power supply unit	power supply unit not included
Control system	dimming via dimmable driver
Wiring	series

### LIGHTING CHARACTERISTICS

Number and type of LED	3 power LEDs
Average LED life	50 000h L90 B10 (Ta 25°C)
LED colour	3000K
CRI Colour Rendering Index	80
Binning	1/4 ANSI BIN
Optics	56° tiltable ±15°
Lumen output at source	436 lm (3000K, 500mA)
Delivered lumen output	336 lm (3000K, 500mA, 24°)

### MECHANICAL CHARACTERISTICS

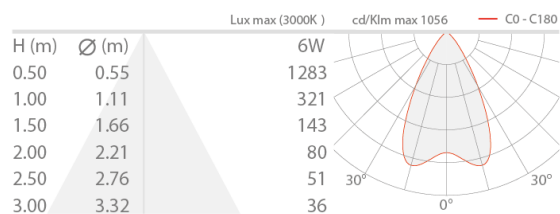
Dimensions	65x65x125 mm
Weight	300 g
Finishes	white RAL 9003
Mounting	with fixing springs or outer casing
Body material	body in anodized aluminium, trim in steel
Cutout dimensions	65x65 mm
Volume of thermal heatsink	165x165x150 mm

### GENERAL CHARACTERISTICS

Ingress protection	IP40
Operating temperature	0°C — +45°C
Energy efficiency class	F (light source) in accordance with EU 2019/2015
Appliance class	class III
Walkover	no
Drive-over	no
Power cables	terminal block
Photobiological safety	photobiological safety: risk group 1 according to EN 62471:2006
Notes	Casambi-compatible version, controllable with the Casambi app, available on request

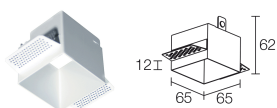
## PHOTOMETRIC DATA

L - 56°



## ACCESSORIES

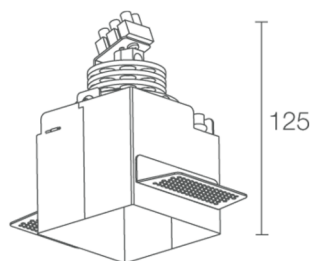
## Installation Accessories



## WC2001

Outer casing for plasterboard

Required outer casing not included



L&L Luce&Light SRL reserves the right to change the information contained in this document at any time without prior notice being given.