


Made in Italy

 Litus 2.4, code: LT240209VNV
Recessed for outdoor applications

19/06/2026 Rev. 10/2024







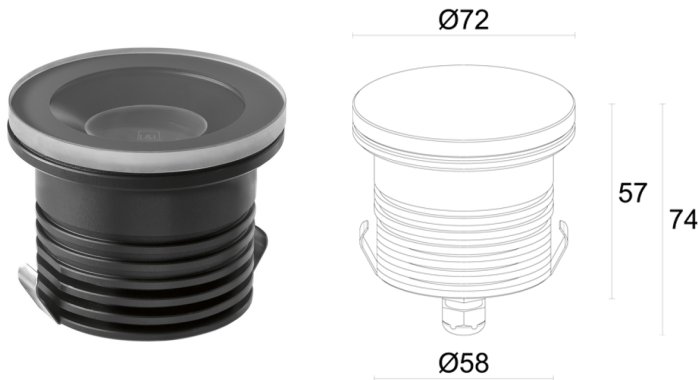












DESCRIPTION

recessed for outdoor applications; drive-over up to 1000 kg; walkover; recessed (ceiling, wall, floor); Power consumption: 7W; Power supply: 24Vdc; Lumen output at source: 657 lm (3000K, 7W, CRI 80); Delivered lumen output: 463 lm (3000K, 34°, 7W, CRI 80); 1 high-intensity power LED, 3-step MacAdam, 50 000h L90 B10 (Ta 25°C); LED colour: 4000K; Optics: 8°: optical system consisting of a high-efficiency TIR lens combined with a high-quality technical filter; CRI Colour Rendering Index: 80; Body material: body made of ANTICORODAL 6082 aluminium alloy, made entirely on a CNC lathe and then electro-coloured black; Screen material: 6-mm-thick transparent extra-clear glass, high transmittance to ensure chromatic uniformity of light and tempered for excellent resistance to knocks and scratches, with a RAL 7015 signal grey serigraphed border; power supply unit not included; includes 1.5 m neoprene cable H05RN-F 2x0.75/0.75 Ø6.3 mm; Ingress protection: IP67; Impact resistance: IK08; 5° optics and 3.5W version: 4000K only CRI 80, version with screen in serigraphed-white glass available on request; Casambi control using the Casambi app with dedicated electronics; Protection systems: IPS (Intelligent Protection System) protects lighting fixtures from water infiltrations, which can occur if there are faulty junctions between the cables in outdoor or underwater applications. This innovation, patented by L&L, also guarantees electrical protection against polarity reversal, hot plugging, ESD and power surges, which can occur if there are faults in the electrical circuit; The PID (Protective Impedance Device) protects lighting fixtures from electrical phenomena external to the system, such as static electricity accumulation or electromagnetic interference coming from the mains power. Generally, these are events with a low energy content; Operating temperature: -20°C – +45°C; Maximum device temperature: 40°C (Ta 25°C); Glow wire test: 960°C; Photobiological safety: photobiological safety: risk group 1 according to EN 62471:2006; Appliance class: class III; Weight: 350 g; Dimensions: Ø72x66 mm; Volume of thermal heatsink: Ø150x160 mm; Energy efficiency class: F (light source) in accordance with EU 2019/2015; Accessories: WC4020 Outer casing, WE0602S Anti-glare screen, half transparent and half serigraphed black, WH0203 Honeycomb louvre, WL0100 Suction cup; tested and approved via E.O.L. (End Of Line) test with functioning test and check of electrical power consumption

Status: Available

ELECTRICAL CHARACTERISTICS

Power consumption	7W
Power supply	24Vdc
Power supply unit	power supply unit not included

LIGHTING CHARACTERISTICS

Number and type of LED	1 high-intensity power LED
Average LED life	50 000h L90 B10 (Ta 25°C)
LED colour	4000K
CRI Colour Rendering Index	80
Binning	3-step MacAdam
Optics	8°
Lumen output at source	657 lm (3000K, 7W, CRI 80)
Delivered lumen output	463 lm (3000K, 34°, 7W, CRI 80)

MECHANICAL CHARACTERISTICS

Dimensions	Ø72x66 mm
Weight	350 g
Mounting	with outer casing
Body material	body in black-anodized anticorrosional aluminium
Screen material	screen in serigraphed-grey and transparent, tempered extra-clear glass
Volume of thermal heatsink	Ø150x160 mm

GENERAL CHARACTERISTICS

Ingress protection	IP67
Operating temperature	-20°C — +45°C
Impact resistance	IK08
Energy efficiency class	F (light source) in accordance with EU 2019/2015
Glow wire test	960°C
Maximum device temperature	40°C (Ta 25°C)
Appliance class	class III
Walkover	yes
Drive-over	up to 1000 kg
Power cables	includes 1.5 m neoprene cable H05RN-F 2x0.75/0.75 Ø6.3 mm
Protection systems	IPS (Intelligent Protection System); PID (Protective Impedance Device)
Photobiological safety	photobiological safety: risk group 1 according to EN 62471:2006
Notes	5° optics and 3.5W version: 4000K only CRI 80, version with screen in serigraphed-white glass available on request; Casambi control using the Casambi app with dedicated electronics

PHOTOMETRIC DATA

V - 8° CRI 80

H (m)	Ø (m)	Lux max (3000K)	cd/Klm max 23883	— C0 - C180
1.00	0.15	7W	9219	
2.00	0.31	2305	1024	
3.00	0.46	1024	576	
4.00	0.61	576	369	
5.00	0.77	369		

ACCESSORIES

Installation Accessories




WC4020
Outer casing

Anti-glare



WH0203
Honeycomb louvre
built into the lighting fixture
The honeycomb louvre can be fitted on all fixed optics except for the sharp and diffuse optics
Order together with the lighting fixture

Optical Accessories



WE0602S
Anti-glare screen, half transparent and half serigraphed black
built into the lighting fixture
Can be fitted on all optics except for RGB version
Order together with the lighting fixture

Other

**WL0100**

Suction cup

Recommended accessory



Installation flush with ground

L&L Luce&Light SRL reserves the right to change the information contained in this document at any time without prior notice being given.