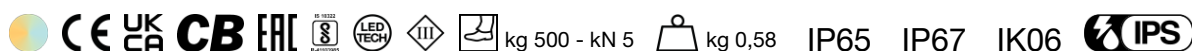
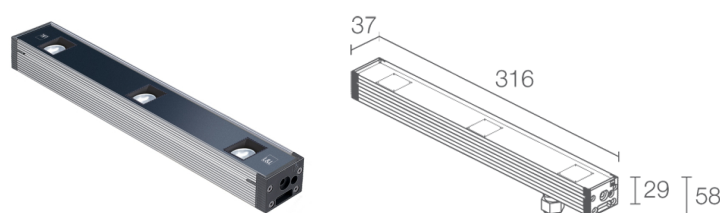


Made in Italy

Neva Mini 6, code: NV0600HMA
Linear profiles for outdoor applications



NTC (T max 45°C) (A1G) (F)



DESCRIPTION

linear profile for outdoor applications; walkover up to 500 kg; surface mounted (ceiling, wall, floor) with brackets or recessed (ceiling, floor, wall) with outer casing; Power consumption: 10W; Power supply: 24Vdc; Lumen output at source: 1035 lm, amber: 258 lm, 4000K: 379 lm, 5000K: 398 lm (4000K); Delivered lumen output: 737 lm, amber: 184 lm, 4000K: 270 lm, 5000K: 283 lm (4000K, 26°); 3 power LEDs groups, 50 000h L90 B10 (Ta 25°C); LED colour: dynamic white: amber, 4000K, 5000K; Optics: 26°: optical system composed of a series of light sources equally spaced at 120 mm from each other. The deep-set TIR lens guarantees high-quality light emission and visual comfort; Body material: body made of ANTICORODAL 6060 low-copper-content aluminium alloy, made from an extruded profile, then anodized grey (20 micron) to give the product better heat dissipation and increase its resistance to corrosion. Caps made of glass-fibre-reinforced polyamide for greater resistance.; Screen material: 4-mm-thick tempered, transparent extra-clear glass, with vitrified serigraphy, to ensure chromatic uniformity of light and excellent resistance to knocks and scratches.; power supply unit not included; includes 1.5 m neoprene cable, 05RN-F 4x0,50 Ø5,8 mm; Ingress protection: IP65, IP67; Impact resistance: IK06; Casambi control using the Casambi app with dedicated electronics; Protection systems: IPS (Intelligent Protection System) protects lighting fixtures from water infiltrations, which can occur if there are faulty junctions between the cables in outdoor or underwater applications. This innovation, patented by L&L, also guarantees electrical protection against polarity reversal, hot plugging, ESD and power surges, which can occur if there are faults in the electrical circuit; This is an NTC thermistor mounted on the LED board to protect the lighting fixture against overheating. Should the product function at an operating temperature greater than the maximum temperature at which it can operate correctly, the protection is activated and gradually reduces the power. The NTC causes the integrated electronic parts to cool down to avoid the lighting fixture instantly switching itself off. When the operating temperature is again within normal range, the NTC automatically restores the lighting fixture's original operating conditions; Operating temperature: -20°C — +45°C; Maximum device temperature: 45°C (Ta 25°C); Photobiological safety: in accordance with IEC TR 62778:2014; Appliance class: class III; Weight: 580 g; Dimensions: 316x37x58 mm; Energy efficiency class: F (light source) in accordance with EU 2019/2015; Accessories: WB6500 Anti-glare shield in black-painted stainless steel - 328 mm, WC6500 Aluminium outer casing - 322 mm, WC6700 Aluminium outer casing for plasterboard - 322 mm, WH6002 Honeycomb louvre, WM0601 Pair of brackets h 75 mm, WM0602 Pair of brackets h 140 mm, WN6001 Anti-fall kit, WN6002 U-shaped brackets pair, WN6003 Springs pair, WN6005 Alignment kit for outer casing, WN6006 Pair of extractors for outer casings; tested and approved via E.O.L. (End Of Line) test with functioning test and check of electrical power consumption

Status: Available

16/09/2025 Rev. 10/2024

ELECTRICAL CHARACTERISTICS

Power consumption	10W
Power supply	24Vdc
Power supply unit	power supply unit not included

LIGHTING CHARACTERISTICS

Number and type of LED	3 power LEDs groups
Average LED life	50 000h L90 B10 (Ta 25°C)
LED colour	dynamic white: amber, 4000K, 5000K
Optics	26°
Lumen output at source	1035 lm, amber: 258 lm, 4000K: 379 lm, 5000K: 398 lm (4000K)
Delivered lumen output	737 lm, amber: 184 lm, 4000K: 270 lm, 5000K: 283 lm (4000K, 26°)

MECHANICAL CHARACTERISTICS

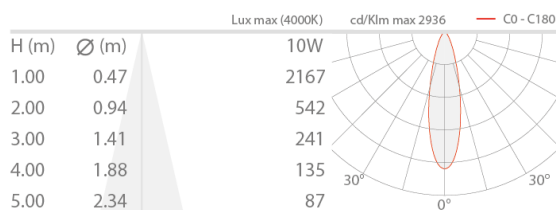
Dimensions	316x37x58 mm
Weight	580 g
Mounting	with adjustable brackets and screws or with outer casing
Body material	body in anodized anticorodal aluminium
Screen material	screen in serigraphed, transparent, tempered extra-clear glass

GENERAL CHARACTERISTICS

Ingress protection	IP65, IP67
Operating temperature	-20°C — +45°C
Impact resistance	IK06
Energy efficiency class	F (light source) in accordance with EU 2019/2015
Maximum device temperature	45°C (Ta 25°C)
Appliance class	class III
Drive-over	no
Walkover	up to 500 kg
Power cables	includes 1.5 m neoprene cable, 05RN-F 4x0,50 Ø5,8 mm
Protection systems	IPS (Intelligent Protection System); NTC (thermistor mounted on LED board)
Photobiological safety	in accordance with IEC TR 62778:2014
Notes	Casambi control using the Casambi app with dedicated electronics


PHOTOMETRIC DATA

M - 26°



ACCESSORIES

Installation Accessories



WC6500

Aluminium outer casing - 322 mm



WC6700

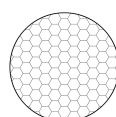
Aluminium outer casing for plasterboard - 322 mm

Anti-glare



WB6500

Anti-glare shield in black-painted stainless steel - 328 mm



WH6002

Honeycomb louvre
 built into the lighting fixture
 Order together with the lighting fixture

Other




WM0601

Pair of brackets h 75 mm



WM0602

Pair of brackets h 140 mm



WN6001

Anti-fall kit

**WN6002**

U-shaped brackets pair

**WN6003**

Springs pair

**WN6005**

Alignment kit for outer casing

WN6006

Pair of extractors for outer casings

L&L Luce&Light SRL reserves the right to change the information contained in this document at any time without prior notice being given.