
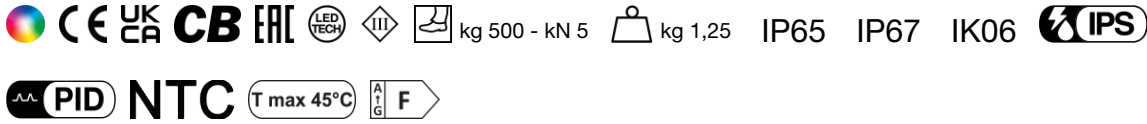



Made in Italy

 **Neva 7.0, code: NV70007SA**
Linear profiles for outdoor applications



29/06/2026 Rev. 10/2024



DESCRIPTION

linear profile for outdoor applications; walkover up to 500 kg; surface mounted (ceiling, wall, floor) with brackets or recessed (ceiling, floor, wall) with outer casing; Power consumption: 36W; Power supply: 24Vdc; Lumen output at source: 1699 lm, R: 273 lm G: 600 lm B: 184 lm W: 642 lm (4000K); Delivered lumen output: 1051 lm, R: 169 lm G: 371 lm B: 114 lm W: 397 lm (4000K, 32°); 6 RGBW power LED groups, 50 000h L90 B10 (Ta 25°C); LED colour: RGBW; Optics: 18°: optical system composed of a series of light sources equally spaced at 120 mm from each other. The deep-set TIR lens guarantees high-quality light emission and visual comfort; Body material: body made of ANTICORODAL 6060 low-copper-content aluminium alloy, made from an extruded profile, then anodized grey (20 micron) to give the product better heat dissipation and increase its resistance to corrosion. Caps made of glass-fibre-reinforced polyamide for greater resistance.; Screen material: 4-mm-thick tempered, transparent extra-clear glass, with vitrified serigraphy, to ensure chromatic uniformity of light and excellent resistance to knocks and scratches.; power supply unit not included; includes 1.5 m FEP+RUB cable (equivalent to H05RN-F) 6x0.50/0.50 Ø6.3 mm; Ingress protection: IP65, IP67; Impact resistance: IK06; Casambi control using the Casambi app with dedicated electronics; Protection systems: IPS (Intelligent Protection System) protects lighting fixtures from water infiltrations, which can occur if there are faulty junctions between the cables in outdoor or underwater applications. This innovation, patented by L&L, also guarantees electrical protection against polarity reversal, hot plugging, ESD and power surges, which can occur if there are faults in the electrical circuit; The PID (Protective Impedance Device) protects lighting fixtures from electrical phenomena external to the system, such as static electricity accumulation or electromagnetic interference coming from the mains power. Generally, these are events with a low energy content; This is an NTC thermistor mounted on the LED board to protect the lighting fixture against overheating. Should the product function at an operating temperature greater than the maximum temperature at which it can operate correctly, the protection is activated and gradually reduces the power. The NTC causes the integrated electronic parts to cool down to avoid the lighting fixture instantly switching itself off. When the operating temperature is again within normal range, the NTC automatically restores the lighting fixture's original operating conditions; Operating temperature: -20°C — +45°C; Maximum device temperature: 45°C (Ta 25°C); Glow wire test: 960°C; Photobiological safety: in accordance with IEC TR 62778:2014; Appliance class: class III; Weight: 1250 g; Dimensions: 677x37x29 mm; Energy efficiency class: F (light source) in accordance with EU 2019/2015; Accessories: WB6520 Anti-glare shield in black-painted stainless steel - 673 mm, WC6520 Aluminium outer casing - 682 mm, WC6720 Aluminium outer casing for plasterboard - 682 mm, WM0601 Pair of brackets h 75 mm, WM0602 Pair of brackets h 140 mm, WN6001 Anti-fall kit, WN6002 U-shaped brackets pair, WN6003 Springs pair, WN6005 Alignment kit for outer casing, WN6006 Pair of extractors for outer casings; tested and approved via E.O.L. (End Of Line) test with functioning test and check of electrical power consumption

Status: Available

ELECTRICAL CHARACTERISTICS

Power consumption	36W
Power supply	24Vdc
Power supply unit	power supply unit not included

LIGHTING CHARACTERISTICS

Number and type of LED	6 RGBW power LED groups
Average LED life	50 000h L90 B10 (Ta 25°C)
LED colour	RGBW
Optics	18°
Lumen output at source	1699 lm, R: 273 lm G: 600 lm B: 184 lm W: 642 lm (4000K)
Delivered lumen output	1051 lm, R: 169 lm G: 371 lm B: 114 lm W: 397 lm (4000K, 32°)

MECHANICAL CHARACTERISTICS

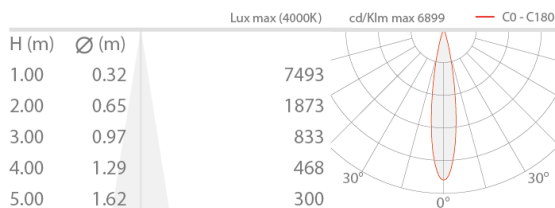
Dimensions	677x37x29 mm
Weight	1250 g
Mounting	with adjustable brackets and screws or with outer casing
Body material	body in anodized anticorrosive aluminium
Screen material	screen in serigraphed, transparent, tempered extra-clear glass

GENERAL CHARACTERISTICS

Ingress protection	IP65, IP67
Operating temperature	-20°C — +45°C
Impact resistance	IK06
Energy efficiency class	F (light source) in accordance with EU 2019/2015
Glow wire test	960°C
Maximum device temperature	45°C (Ta 25°C)
Appliance class	class III
Drive-over	no
Walkover	up to 500 kg
Power cables	includes 1.5 m FEP+RUB cable (equivalent to H05RN-F) 6x0.50/0.50 Ø6.3 mm
Protection systems	IPS (Intelligent Protection System); PID (Protective Impedance Device); NTC (thermistor mounted on LED board)
Photobiological safety	in accordance with IEC TR 62778:2014
Notes	Casambi control using the Casambi app with dedicated electronics

PHOTOMETRIC DATA

S - 18°



ACCESSORIES

Installation Accessories



WC6520

Aluminium outer casing - 682 mm
Retaining spring clip (WN6003) included
If installing on a wall or ceiling, include an additional pair of springs.



WC6720

Aluminium outer casing for plasterboard - 682 mm
Retaining spring clip (WN6003) included

Anti-glare



WB6520

Anti-glare shield in black-painted stainless steel - 673 mm

Other




WM0601

Pair of brackets h 75 mm



WM0602

Pair of brackets h 140 mm



WN6001

Anti-fall kit



WN6002

U-shaped brackets pair



WN6003

Springs pair



WN6005

Alignment kit for outer casing

WN6006

Pair of extractors for outer casings

L&L Luce&Light SRL reserves the right to change the information contained in this document at any time without prior notice being given.