


Made in Italy

 Smoothy 1.6, code: SY160005LI
Recessed for outdoor applications

18/02/2026 Rev. 12/2024



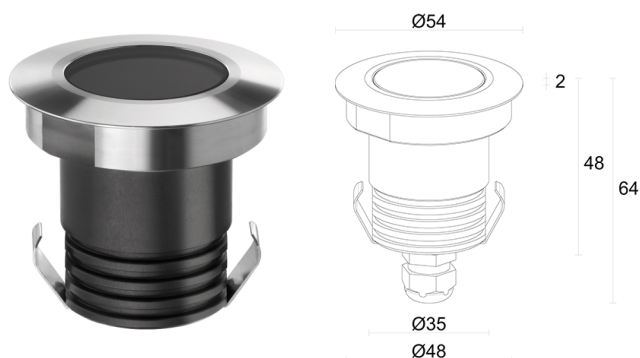




on request




IP65 IP67
IK08   



DESCRIPTION

recessed for outdoor applications; drive-over up to 1000 kg; walkover; recessed (ceiling, wall, floor); Power consumption: 2,5W; Power supply: 24Vdc; Lumen output at source: 168 lm (3000K, 2.5W, CRI 80); Delivered lumen output: 141 lm (3000K, 22°, 2.5W, CRI 80); 1 power LED, 1/4 ANSI BIN, 55 000h L90 B10 (Ta 25°C); LED colour: 3000K; Optics: 48°: optical system consisting of a high-efficiency TIR lens; CRI Colour Rendering Index: 80; Body material: body made of ANTICORODAL 6082 aluminium alloy, made entirely on a CNC lathe and then electro-coloured black. Trim in AISI 316L stainless steel, made with a CNC lathe; Finishes: stainless steel; RAL finish on request; Screen material: 4-mm-thick transparent extra-clear glass, high transmittance to ensure chromatic uniformity of light and tempered for excellent resistance to knocks and scratches; Seals: the silicone rubber gaskets guarantee maximum resistance to UV rays and unchanging mechanical characteristics over time; Thickness of installation surface: min 0 mm, max 25 mm; power supply unit not included; includes 1.50 m neoprene cable H05RN-F 2x0.75/0.75 Ø6.3 mm; Ingress protection: IP65, IP67; Impact resistance: IK08; Casambi control using the Casambi app with dedicated electronics; Protection systems: IPS (Intelligent Protection System) protects lighting fixtures from water infiltrations, which can occur if there are faulty junctions between the cables in outdoor or underwater applications. This innovation, patented by L&L, also guarantees electrical protection against polarity reversal, hot plugging, ESD and power surges, which can occur if there are faults in the electrical circuit; Operating temperature: -20°C — +45°C; Maximum device temperature: 50°C (Ta 25°C); Glow wire test: 960°C; Photobiological safety: photobiological safety: risk group 1 according to EN 62471:2006; Appliance class: class III; Weight: 250 g; Dimensions: Ø54x64 mm; Cutout dimensions: Ø48 mm; Volume of thermal heatsink: Ø180x110 mm; Energy efficiency class: F (light source) in accordance with EU 2019/2015; Accessories: WC4010 Outer casing, WG0501 Retaining spring clip Ø48mm, WH0100 Honeycomb louvre, WL0100 Suction cup; tested and approved via E.O.L. (End Of Line) test with functioning test and check of electrical power consumption

Status: Available

ELECTRICAL CHARACTERISTICS

Power consumption	2,5W
Power supply	24Vdc
Power supply unit	power supply unit not included

LIGHTING CHARACTERISTICS

Number and type of LED	1 power LED
Average LED life	55 000h L90 B10 (Ta 25°C)
LED colour	3000K
CRI Colour Rendering Index	80
Binning	1/4 ANSI BIN
Optics	48°
Lumen output at source	168 lm (3000K, 2.5W, CRI 80)
Delivered lumen output	141 lm (3000K, 22°, 2.5W, CRI 80)

MECHANICAL CHARACTERISTICS

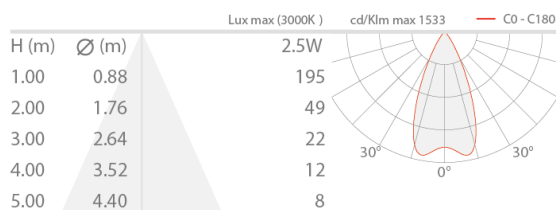
Dimensions	Ø54x64 mm
Weight	250 g
Finishes	stainless steel
Mounting	with fixing springs or outer casing
Body material	body in black-anodized anticorodal aluminium, trim in AISI 316L stainless steel
Screen material	screen in tempered, transparent extra-clear glass
Cutout dimensions	Ø48 mm
Volume of thermal heatsink	Ø180x110 mm

GENERAL CHARACTERISTICS

Ingress protection	IP65, IP67
Operating temperature	-20°C — +45°C
Impact resistance	IK08
Energy efficiency class	F (light source) in accordance with EU 2019/2015
Glow wire test	960°C
Maximum device temperature	50°C (Ta 25°C)
Appliance class	class III
Walkover	yes
Drive-over	up to 1000 kg
Power cables	includes 1.50 m neoprene cable H05RN-F 2x0.75/0.75 Ø6.3 mm
Protection systems	IPS (Intelligent Protection System)
Photobiological safety	photobiological safety: risk group 1 according to EN 62471:2006
Notes	Casambi control using the Casambi app with dedicated electronics

PHOTOMETRIC DATA

L - 48° CRI 80



ACCESSORIES

Installation Accessories

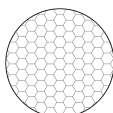


WC4010
 Outer casing



WG0501
 Retaining spring clip Ø48mm

Anti-glare



WH0100
 Honeycomb louvre
 built into the lighting fixture
 The honeycomb louvre can be fitted on all fixed optics except for the sharp and diffuse optics
 Order together with the lighting fixture

Other



WL0100
 Suction cup
 Recommended accessory