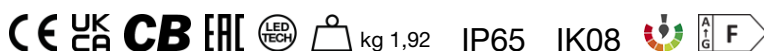


Made in Italy



Plin 2.1, code: PN21105AH
Bollards for outdoor applications

20/05/2024 Rev. 35



DESCRIPTION

bollard for outdoor applications, single beam; surface mounted (floor); Power consumption: 12W; Power supply: 230Vac; Lumen output at source: 1242 lm (3000K); Delivered lumen output: 492 lm (3000K); 18 mid-power LEDs, 3-step MacAdam, 50 000h L85 B10 (Ta 25°C); LED colour: 3000K; Optics: diffuse, asymmetrical: optical system consisting of serigraphed, tempered, transparent extra-clear glass, combined with a technical filter in PMMA, housed inside the tilted head and illuminating the front and rear areas; Upward flux fraction: 0,40%; CRI Colour Rendering Index: 80; Body material: head made of ANTICORODAL 6082 aluminium alloy, produced entirely on a CNC lathe. Body in aluminium alloy 6060, produced with die-casting; Finishes: anthracite finish obtained through an initial treatment with a ceramic nanoparticle coating, to prepare for painting, followed by a coat of epoxy paint and one of polyester paint to provide corrosion resistance of more than 1500 hours of salt spray. Paints compliant with the Qualicoat standard used in the automotive sector; RAL finish on request; Screen material: screen in serigraphed, tempered, transparent extra-clear glass; built-in power supply unit; Ingress protection: IP65; Impact resistance: IK08; non-standard heights available on request, Casambi-compatible version, controllable with the Casambi app, available on request; Operating temperature: -20°C — +45°C; Glow wire test: 960°; Photobiological safety: photobiological safety: risk group 1 according to EN 62471:2006; Appliance class: class I; Weight: 1920 g; Dimensions: 124x67x560 mm; Energy efficiency class: F (light source) in accordance with EU 2019/2015; tested and approved via E.O.L. (End Of Line) test with functioning test and check of electrical power consumption

Status: Available

ELECTRICAL CHARACTERISTICS

Power consumption	12W
Power supply	230Vac
Power supply unit	built-in power supply unit

LIGHTING CHARACTERISTICS

Number and type of LED	18 mid-power LEDs
Average LED life	50 000h L85 B10 (Ta 25°C)
LED colour	3000K
CRI Colour Rendering Index	80
Binning	3-step MacAdam
Optics	diffuse, asymmetrical
Lumen output at source	1242 lm (3000K)
Delivered lumen output	492 lm (3000K)

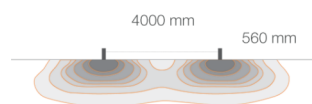
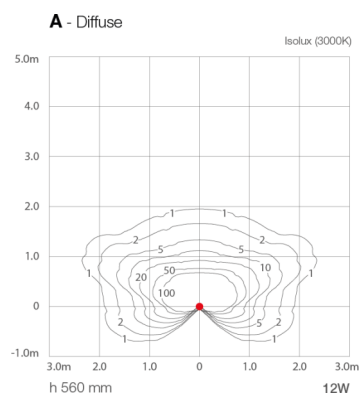
MECHANICAL CHARACTERISTICS

Dimensions	124x67x560 mm
Weight	1920 g
Finishes	anthracite
Mounting	in-ground installation
Body material	head and column in aluminium
Screen material	screen in serigraphed, transparent, tempered extra-clear glass

GENERAL CHARACTERISTICS

Ingress protection	IP65
Operating temperature	-20°C — +45°C
Impact resistance	IK08
Energy efficiency class	F (light source) in accordance with EU 2019/2015
Glow wire test	960°
Appliance class	class I
Walkover	no
Drive-over	no
Photobiological safety	photobiological safety: risk group 1 according to EN 62471:2006
Notes	non-standard heights available on request, Casambi-compatible version, controllable with the Casambi app, available on request

PHOTOMETRIC DATA



L&L Luce&Light SRL reserves the right to change the information contained in this document at any time without prior notice being given.