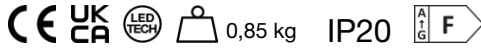


Made in Italy



Stinger 3.0, code: BASGR30101050JB
Projectors for indoor applications

01/11/2024 Rev. 47



DESCRIPTION

projector for indoor applications; on track; Power consumption: 30W; Power supply: 230Vac; Lumen output at source: 3900 lm (3000K); Delivered lumen output: 2357 lm (3000K, 38°); 1 COB LED, 3-step MacAdam, 50 000h L90 B10 (Ta 25°C); LED colour: 3000K; Optics: 60°; CRI Colour Rendering Index: >90; Body material: body in anodized aluminium; Finishes: white (RAL 9003); Screen material: glass screen; built-in power supply unit; Ingress protection: IP20; DALI version available on request; version with CRI >95 available on request; version with LED colour 2700K available on request; Operating temperature: 35°C; Glow wire test: 650°; Photobiological safety: photobiological safety: risk group 1 according to EN 62471:2006; Weight: 850 g; Dimensions: Ø90x165mm; Energy efficiency class: F (light source) in accordance with EU 2019/2015; Accessories: BE0017001 Suspension kit with 2 m cable and clutch adjustment, BE0020011 Lighting track 3-CCT aluminium 1000 mm - white, BE0020021 Lighting track 3-CCT aluminium 2000 mm - white, BE0020031 Lighting track 3-CCT aluminium 3000 mm - white, BE0021001 Supply connector earth conductor on left - white, BE0021011 Supply connector earth conductor on right - white, BE0021101 Concealed coupling with wiring - white, BE0021201 End cap - white, BE0021301 L-shaped coupling ground external - white, BE0021311 L-shaped coupling ground internal - white, BE0021401 Flexible coupling - white, BE0022001 Cover - length 1000 mm - white, BE0026111 3-phase ceiling monopoint - white, BE0030011 Lighting track 3-CCT aluminium 1000 mm - black, BE0030021 Lighting track 3-CCT aluminium 2000 mm - black, BE0030031 Lighting track 3-CCT aluminium 3000 mm - black, BE0031001 Supply connector earth conductor on left - black, BE0031011 Supply connector earth conductor on right - black, BE0031101 Concealed coupling with wiring - black, BE0031201 End cap - black, BE0031301 L-shaped coupling ground external - black, BE0031311 L-shaped coupling ground internal - black, BE0031401 Flexible coupling - black, BE0032001 Cover - length 1000 mm - black, BE0036111 3-phase ceiling monopoint - black, WBA05N Asymmetrical snoot - black, WBA06N Barn doors - black, WBA07N Standard snoot - black, WHA01 Honeycomb louvre, WRA01 Optics - 15°, WRA04 Optics - 24°, WRA07 Optics - 38°, WRA09 Optics - 60°; tested and approved via E.O.L. (End Of Line) test with functioning test and check of electrical power consumption

Status: Product being discontinued

ELECTRICAL CHARACTERISTICS

Power consumption	30W
Power supply	230Vac
Power supply unit	built-in power supply unit

LIGHTING CHARACTERISTICS

Number and type of LED	1 COB LED
Average LED life	50 000h L90 B10 (Ta 25°C)
LED colour	3000K
CRI Colour Rendering Index	>90
Binning	3-step MacAdam
Optics	60°
Lumen output at source	3900 lm (3000K)
Delivered lumen output	2357 lm (3000K, 38°)

MECHANICAL CHARACTERISTICS

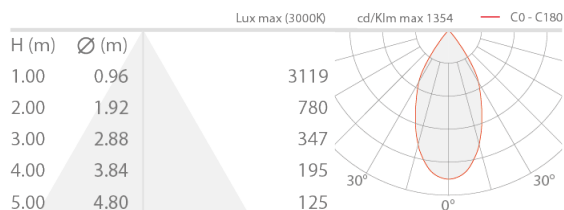
Dimensions	Ø90x165mm
Weight	850 g
Finishes	white RAL 9003
Body material	body in anodized aluminium
Screen material	glass screen

GENERAL CHARACTERISTICS

Ingress protection	IP20
Operating temperature	35°C
Energy efficiency class	F (light source) in accordance with EU 2019/2015
Glow wire test	650°
Walkover	no
Drive-over	no
Photobiological safety	photobiological safety: risk group 1 according to EN 62471:2006
Notes	DALI version available on request; version with CRI >95 available on request; version with LED colour 2700K available on request

PHOTOMETRIC DATA

J - 60°



ACCESSORIES

Anti-glare



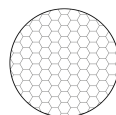
WBA05N
Asymmetrical snoot - black



WBA06N
Barn doors - black

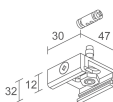


WBA07N
Standard snoot - black

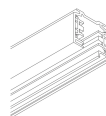


WHA01
Honeycomb louvre

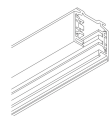
Other



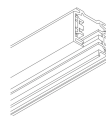
BE0017001
Suspension kit with 2 m cable and clutch adjustment



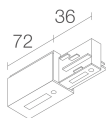
BE0020011
Lighting track 3-CCT aluminium 1000 mm - white



BE0020021
Lighting track 3-CCT aluminium 2000 mm - white

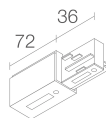


BE0020031
Lighting track 3-CCT aluminium 3000 mm - white



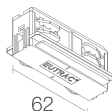
BE0021001

Supply connector earth conductor on left - white



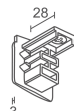
BE0021011

Supply connector earth conductor on right - white



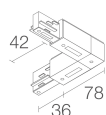
BE0021101

Concealed coupling with wiring - white



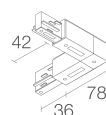
BE0021201

End cap - white



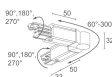
BE0021301

L-shaped coupling ground external - white



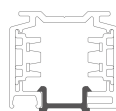
BE0021311

L-shaped coupling ground internal - white



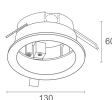
BE0021401

Flexible coupling - white



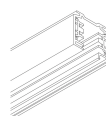
BE0022001

Cover - length 1000 mm - white



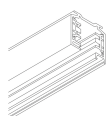
BE0026111

3-phase ceiling monopoint - white



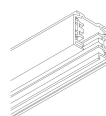
BE0030011

Lighting track 3-CCT aluminium 1000 mm - black



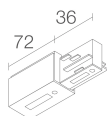
BE0030021

Lighting track 3-CCT aluminium 2000 mm - black

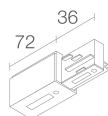


BE0030031

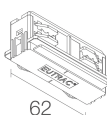
Lighting track 3-CCT aluminium 3000 mm - black



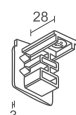
BE0031001
Supply connector earth conductor on left - black



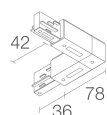
BE0031011
Supply connector earth conductor on right - black



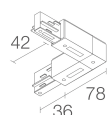
BE0031101
Concealed coupling with wiring - black



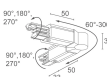
BE0031201
End cap - black



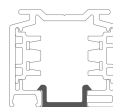
BE0031301
L-shaped coupling ground external - black



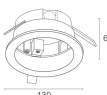
BE0031311
L-shaped coupling ground internal - black



BE0031401
Flexible coupling - black



BE0032001
Cover - length 1000 mm - black



BE0036111
3-phase ceiling monopoint - black



WRA01
Optics - 15°



WRA04



WRA07

Optics - 24°

Optics - 38°



WRA09

Optics - 60°

L&L Luce&Light SRL reserves the right to change the information contained in this document at any time without prior notice being given.