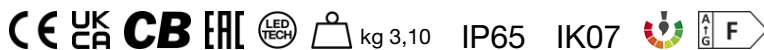


Made in Italy



Plin 4.2, code: PN421005DT
Bollards for outdoor applications

19/05/2024 Rev. 34



DESCRIPTION

bollard for outdoor applications; surface mounted (floor); Power consumption: 8W; Power supply: 230Vac; Lumen output at source: 488 lm (3000K); Delivered lumen output: 423 lm (3000K); 1 power LED, 3-step MacAdam, 50 000h L90 B10 (Ta 25°C); LED colour: 3000K; Optics: diffuse: optical system consisting of serigraphed, tempered extra-clear glass that, combined inside the tilted head, ensures the front and rear areas are correctly lit; Upward flux fraction: 0,42%; CRI Colour Rendering Index: 80; Body material: head made of ANTICORODAL 6082 aluminium alloy, made entirely on a CNC lathe. Body and base trim piece laser cut from AISI 316L stainless steel; Finishes: cor-ten finish obtained through an initial treatment with a ceramic nanoparticle coating, to prepare for painting, followed by a coat of epoxy paint and one of polyester paint to provide corrosion resistance of more than 1500 hours of salt spray. Paints compliant with the Qualicoat standard used in the automotive sector; RAL finish on request; Screen material: screen in serigraphed, transparent and tempered extra-clear glass; Installation: with a plate to put on the base to cover the screws; built-in power supply unit; Ingress protection: IP65; Impact resistance: IK07; non-standard heights available on request, Casambi-compatible version, controllable with the Casambi app, available on request; with watertight connector for cables up to Ø12 mm; Operating temperature: -20°C — +45°C; Glow wire test: 960°; Photobiological safety: photobiological safety: risk group 1 according to EN 62471:2006; Appliance class: class I; Weight: 3100 g; Dimensions: Ø125x820 mm; Energy efficiency class: F (light source) in accordance with EU 2019/2015; Accessories: WPA00 Spike for in-ground installation; tested and approved via E.O.L. (End Of Line) test with functioning test and check of electrical power consumption

Status: Available

ELECTRICAL CHARACTERISTICS

Power consumption	8W
Power supply	230Vac
Power supply unit	built-in power supply unit

LIGHTING CHARACTERISTICS

Number and type of LED	1 power LED
Average LED life	50 000h L90 B10 (Ta 25°C)
LED colour	3000K
CRI Colour Rendering Index	80
Binning	3-step MacAdam
Optics	diffuse
Lumen output at source	488 lm (3000K)
Delivered lumen output	423 lm (3000K)

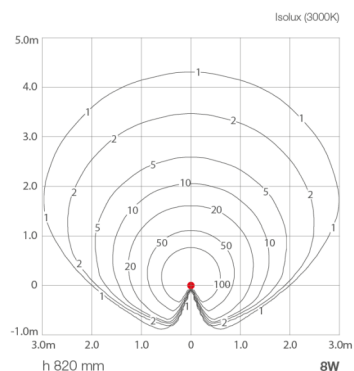
MECHANICAL CHARACTERISTICS

Dimensions	Ø125x820 mm
Weight	3100 g
Finishes	cor-ten
Mounting	in-ground installation
Body material	head in aluminium, column in AISI 316L stainless steel
Screen material	screen in serigraphed, transparent, tempered extra-clear glass

GENERAL CHARACTERISTICS

Ingress protection	IP65
Operating temperature	-20°C — +45°C
Impact resistance	IK07
Energy efficiency class	F (light source) in accordance with EU 2019/2015
Glow wire test	960°
Appliance class	class I
Walkover	no
Drive-over	no
Photobiological safety	photobiological safety: risk group 1 according to EN 62471:2006
Notes	non-standard heights available on request, Casambi-compatible version, controllable with the Casambi app, available on request; with watertight connector for cables up to Ø12 mm

PHOTOMETRIC DATA



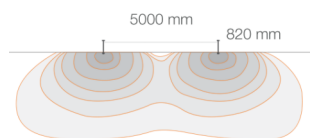
ACCESSORIES

Installation Accessories



WPA00

Spike for in-ground installation



L&L Luce&Light SRL reserves the right to change the information contained in this document at any time without prior notice being given.