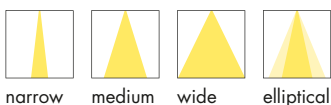


## INDOOR RECESSED DOWNLIGHTS FOR OFFICES AND WORK SPACES



narrow medium wide elliptical



2700K 3000K 4000K



### RECESSED

#### 1 OPTICS




**BITPOP 1.0** p. 532  
6.5W 24Vdc  
8W 230Vac  
ON/OFF, DALI, 0/1-10V

#### 2 OPTICS IN A LINE



**BITPOP 2.1** p. 533  
10W 230Vac  
15W 230Vac  
ON/OFF, DALI, 0/1-10V

#### 4 OPTICS IN A SQUARE



**BITPOP 2.2** p. 533  
18W 230Vac  
26W 230Vac  
ON/OFF, DALI, 0/1-10V

#### 4 OPTICS IN A LINE



**BITPOP 4.1** p. 534  
18W 230Vac  
26W 230Vac  
ON/OFF, DALI, 0/1-10V

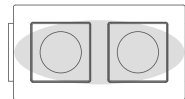
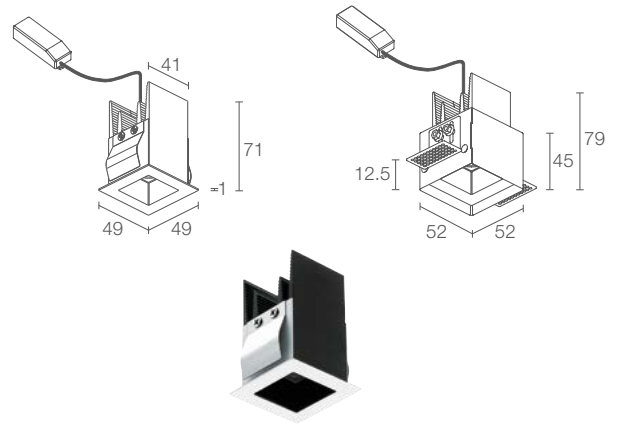
#### 8 OPTICS IN A LINE



**BITPOP 8.1** p. 535  
35W 230Vac  
50W 230Vac  
ON/OFF, DALI, 0/1-10V

#### CEILING MOUNTED

**BITPOP C** p. 650



17°x45° optics

Power supply unit included in the 230Vac version  
Outer casing for deep-set installation not included

## BITPOP 1.0

140x140 mm  
H 125 mm

43x43 mm



kg 0.26 IP40

A A+ A++ DALI PUSH 0/1-10V

### POWER / POWER SUPPLY CODE

6.5W 24Vdc

**BP1000** ■ ■ **W** ■ White – white interior  
**BP1000** ■ ■ **B** ■ White – black interior  
**BP1000** ■ ■ **N** ■ Black – black interior

8W 230Vac

**BP1010** ■ ■ **W** ■ White – white interior  
**BP1010** ■ ■ **B** ■ White – black interior  
**BP1010** ■ ■ **N** ■ Black – black interior

### LED COLOUR

**1F** - 2700K CRI >90  
**15** - 3000K CRI >90  
**09** - 4000K CRI 80

### OPTICS

**S** - 17°  
**F** - 30°  
**L** - 42°  
**W** - 17°x45°

### CONTROL SYSTEM

**O** - on/off  
**R** - 0/1-10V + PUSH  
**D** - DALI + PUSH

LUMEN OUTPUT AT SOURCE 480 lm (3000K)

DELIVERED LUMEN OUTPUT 335 lm (3000K, 30°)

NO. AND TYPE OF LED 1 high-intensity power LED  
3-step MacAdam, 50000h L85 B10 (Ta 25°C)

MATERIAL body in black-anodized aluminium  
trim in steel

POWER SUPPLY UNIT 24Vdc: not included, see p. 904  
230Vac: included and wired

POWER CABLES 24Vdc: includes 1.5 m PVC cable  
FROR 2x0.35 Ø3.5 mm  
230Vac: includes 0.30 m cable

MOUNTING recessed (ceiling: rebated or deep set)

ACCESSORIES see p. 537

FEATURES UGR < 10 for the 17° and 30° optics


NOTES ceiling-mounted version: Bitpop C, p. 650  
Casambi-compatible version, controllable with the  
Casambi app, available on request

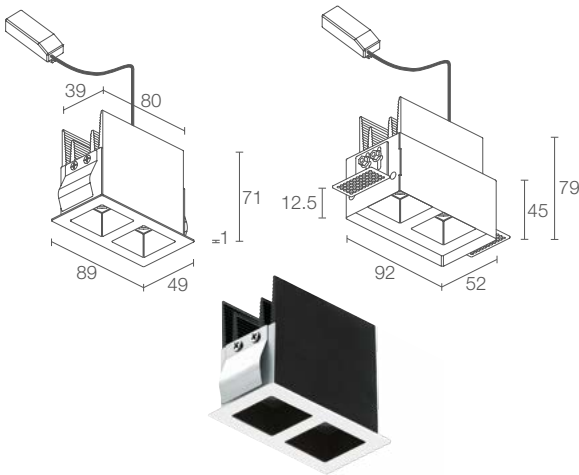
PHOTOMETRIC DATA see p. 791

∨

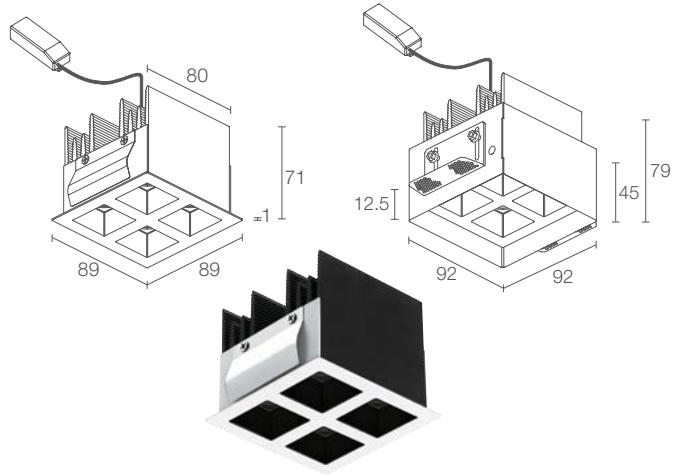
**BITPOP 2.2**  
3000K, 26W, 17°, white  
rebated installation

**BITPOP 2.2**  
3000K, 26W, 17°, white  
deep-set installation with outer casing





Outer casing for deep-set installation not included



Outer casing for deep-set installation not included

## BITPOP 2.1

170x90 mm H 130 mm 83x42 mm



kg 0.35 IP40

A A+ A++ DALI PUSH 0/1-10V

10W 230Vac

**BP2110** W White – white interior  
**BP2110** B White – black interior  
**BP2110** N Black – black interior

15W 230Vac

**BP2111** W White – white interior  
**BP2111** B White – black interior  
**BP2111** N Black – black interior

**1F** - 2700K CRI >90  
**15** - 3000K CRI >90  
**09** - 4000K CRI 80

**S** - 17°  
**F** - 30°  
**L** - 42°  
**W** - 17°x45°

**O** - on/off  
**R** - 0/1-10V + PUSH  
**D** - DALI

700 lm (3000K, 10W)  
 960 lm (3000K, 15W)

496 lm (3000K, 30°, 10W)  
 670 lm (3000K, 30°, 15W)

2 high-intensity power LEDs  
 3-step MacAdam, 50000h L85 B10 (Ta 25°C)

body in black-anodized aluminium  
 trim in steel

included and wired

includes 0.30 m cable

recessed (ceiling: rebated or deep set)

see p. 537

UGR < 10 for the 17° and 30° optics

ceiling-mounted version: Bitpop C, p. 650  
 Casambi-compatible version, controllable with the  
 Casambi app, available on request

see p. 791

## BITPOP 2.2

170x170 mm H 130 mm 82x82 mm



kg 0.96 IP40

A A+ A++ DALI PUSH 0/1-10V

18W 230Vac

**BP2210** W White – white interior  
**BP2210** B White – black interior  
**BP2210** N Black – black interior

26W 230Vac

**BP2211** W White – white interior  
**BP2211** B White – black interior  
**BP2211** N Black – black interior

**1F** - 2700K CRI >90  
**15** - 3000K CRI >90  
**09** - 4000K CRI 80

**S** - 17°  
**F** - 30°  
**L** - 42°  
**W** - 17°x45°

**O** - on/off  
**R** - 0/1-10V + PUSH  
**D** - DALI + PUSH

1400 lm (3000K, 18W)  
 1920 lm (3000K, 26W)

992 lm (3000K, 30°, 18W)  
 1340 lm (3000K, 30°, 26W)

4 high-intensity power LEDs  
 3-step MacAdam, 50000h L85 B10 (Ta 25°C)

body in black-anodized aluminium  
 trim in steel

included and wired

includes 0.30 m cable

recessed (ceiling: rebated or deep set)

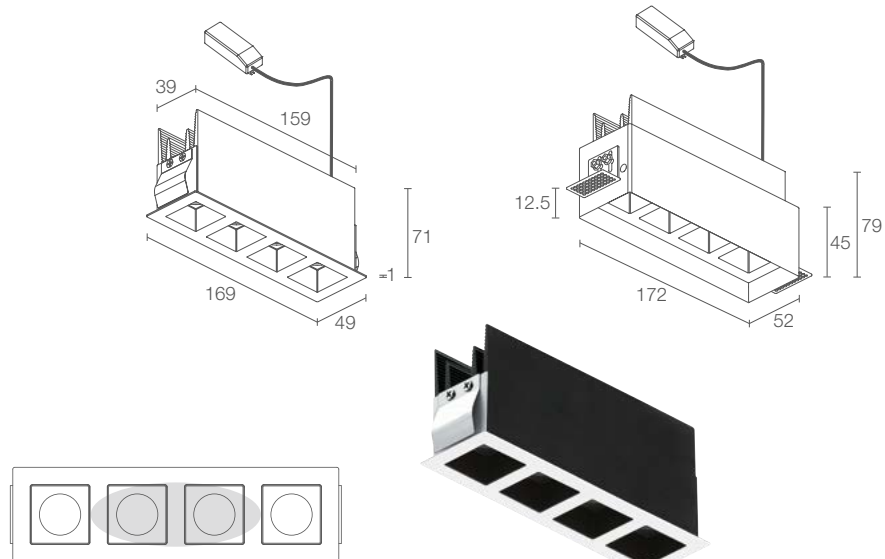
see p. 537

UGR < 10 for the 17° and 30° optics

ceiling-mounted version: Bitpop C, p. 650  
 Casambi-compatible version, controllable with the  
 Casambi app, available on request

see p. 792





17°x45° optics

Outer casing for deep-set installation not included

## BITPOP 4.1

340x100 mm  
H 130 mm

162x42 mm

CE CB EAC S LED TECH kg 0.42 IP40  
A A+ A++ DALI PUSH 0/1-10V

### POWER / POWER SUPPLY CODE

18W 230Vac

**BP4110** ■ ■ **W** ■ White – white interior  
**BP4110** ■ ■ **B** ■ White – black interior  
**BP4110** ■ ■ **N** ■ Black – black interior

26W 230Vac

**BP4111** ■ ■ **W** ■ White – white interior  
**BP4111** ■ ■ **B** ■ White – black interior  
**BP4111** ■ ■ **N** ■ Black – black interior

### LED COLOUR

**1F** - 2700K CRI >90  
**15** - 3000K CRI >90  
**09** - 4000K CRI 80

### OPTICS

**S** - 17°  
**F** - 30°  
**L** - 42°  
**W** - 17°x45°

### CONTROL SYSTEM

**O** - on/off  
**R** - 0/1-10V + PUSH  
**D** - DALI + PUSH

LUMEN OUTPUT AT SOURCE 1400 lm (3000K, 18W)  
 1920 lm (3000K, 26W)

DELIVERED LUMEN OUTPUT 992 lm (3000K, 30°, 18W)  
 1340 lm (3000K, 30°, 26W)

NO. AND TYPE OF LED 4 high-intensity power LEDs  
 3-step MacAdam, 50000h L85 B10 (Ta 25°C)

MATERIAL body in black-anodized aluminium  
 trim in steel

POWER SUPPLY UNIT included and wired

POWER CABLES includes 0.30 m cable

MOUNTING recessed (ceiling: rebated or deep set)

ACCESSORIES see p. 537

FEATURES UGR < 10 for the 17° and 30° optics

NOTES ceiling-mounted version: Bitpop C, p. 650  
 Casambi-compatible version, controllable with the  
 Casambi app, available on request

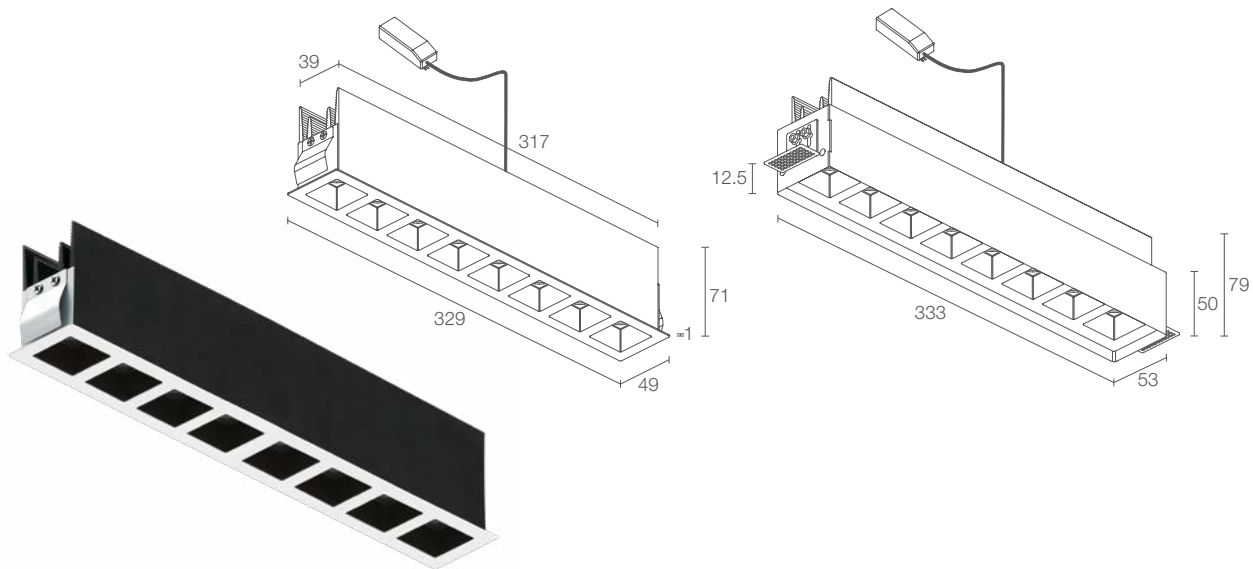
PHOTOMETRIC DATA see p. 792

v

**BITPOP 4.1**  
 3000K, 26W, 17°, white  
 rebated installation


**BITPOP 4.1**  
 3000K, 26W, 17°, white  
 deep-set installation with outer casing





Outer casing for deep-set installation not included

## BITPOP 8.1



35W 230Vac

**BP8110** ■ ■ **W** ■ White – white interior  
**BP8110** ■ ■ **B** ■ White – black interior  
**BP8110** ■ ■ **N** ■ Black – black interior

50W 230Vac

**BP8111** ■ ■ **W** ■ White – white interior  
**BP8111** ■ ■ **B** ■ White – black interior  
**BP8111** ■ ■ **N** ■ Black – black interior

■	<b>1F</b> - 2700K CRI >90 <b>1S</b> - 3000K CRI >90 <b>09</b> - 4000K CRI 80
■	<b>S</b> - 17° <b>F</b> - 30° <b>L</b> - 42° <b>W</b> - 17°x45°
■	<b>O</b> - on/off <b>R</b> - 0/1-10V + PUSH <b>D</b> - DALI + PUSH

2800 lm (3000K, 35W)  
3840 lm (3000K, 50W)

1984 lm (3000K, 30°, 35W)  
2680 lm (3000K, 30°, 50W)

8 high-intensity power LEDs  
3-step MacAdam, 50000h L85 B10 (Ta 25°C)

body in black-anodized aluminium  
trim in steel

included and wired

includes 0.30 m cable

recessed (ceiling: rebated or deep set)

see p. 537

UGR < 10 for the 17° and 30° optics

ceiling-mounted version: Bitpop C, p. 650  
Casambi-compatible version, controllable with the  
Casambi app, available on request

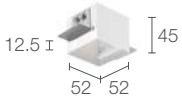
see p. 792





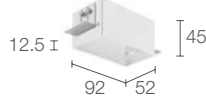
## ACCESSORIES

### ACCESSORIES FOR INSTALLATION



**WC8703** - White  
**WC8703N** - Black

Outer casing for deep-set installation in plasterboard ceilings (Bitpop 1.0)



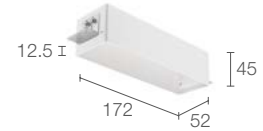
**WC8713** - White  
**WC8713N** - Black

Outer casing for deep-set installation in plasterboard ceilings (Bitpop 2.1)




**WC8704** - White  
**WC8704N** - Black

Outer casing for deep-set installation in plasterboard ceilings (Bitpop 2.2)



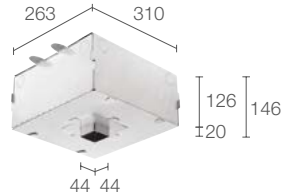
**WC8705** - White  
**WC8705N** - Black

Outer casing for deep-set installation in plasterboard ceilings (Bitpop 4.1)



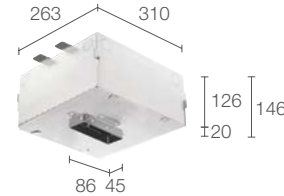
**WC8710** - White  
**WC8710N** - Black

Outer casing for deep-set installation in plasterboard ceilings (Bitpop 8.1)



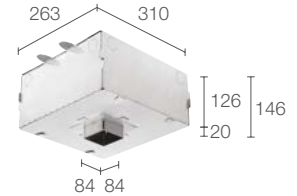
**WC8700**

Outer casing for rebated installation in solid ceilings (Bitpop 1.0)



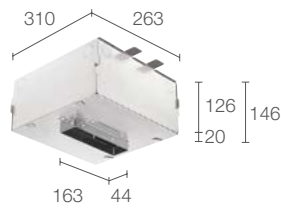
**WC8712**

Outer casing for rebated installation in solid ceilings (Bitpop 2.1)



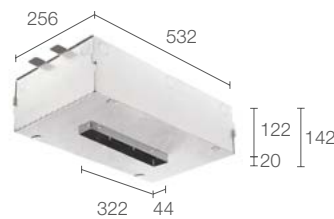
**WC8701**

Outer casing for rebated installation in solid ceilings (Bitpop 2.2)



**WC8702**

Outer casing for rebated installation in solid ceilings (Bitpop 4.1)



**WC8709**

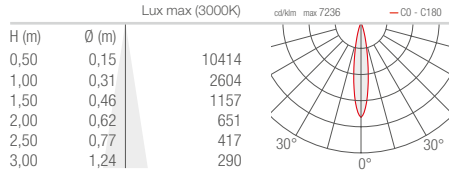
Outer casing for rebated installation in solid ceilings (Bitpop 8.1)



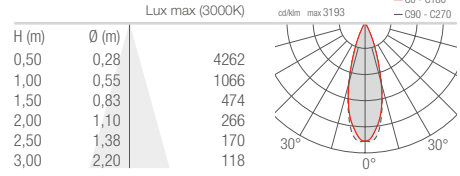
## INDOOR RECESSED

### BITPOP 1.0

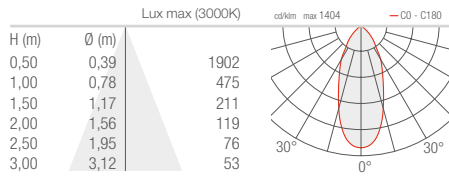
#### S - 17°



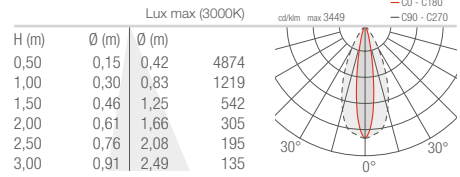
#### F - 30°



#### L - 42°

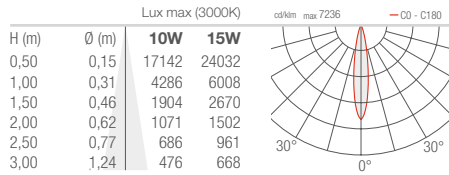


#### W - 17°x45°

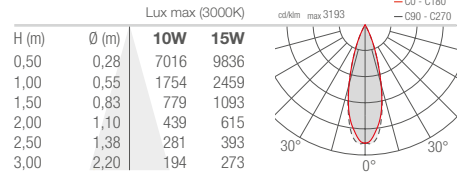


### BITPOP 2.1

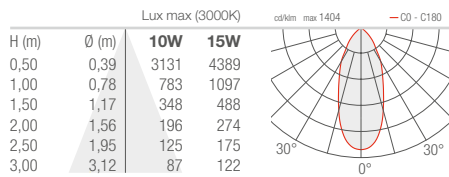
#### S - 17°



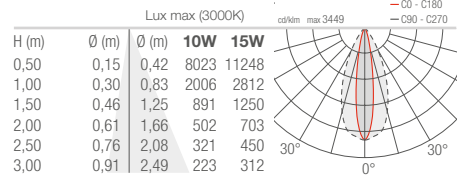
#### F - 30°



#### L - 42°



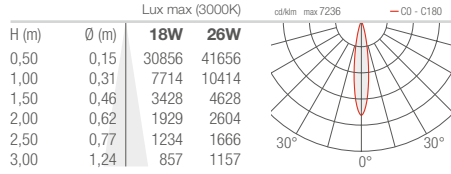
#### W - 17°x45°



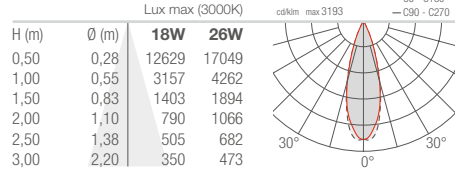


# BITPOP 2.2 4.1

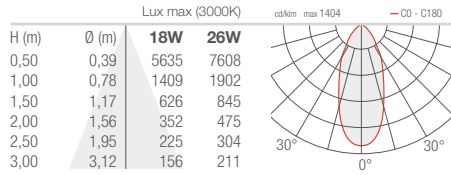
## S - 17°



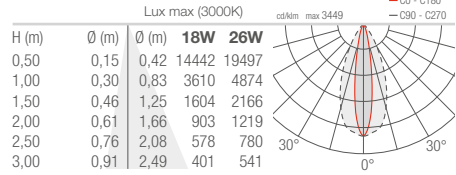
## F - 30°



## L - 42°

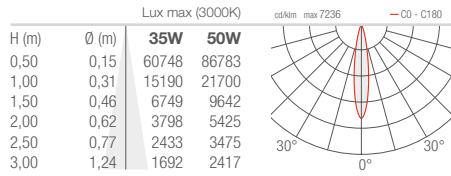


## W - 17°x45°

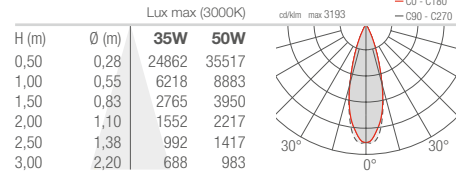


# BITPOP 8.1

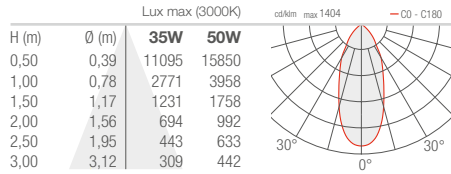
## S - 17°



## F - 30°



## L - 42°



## W - 17°x45°

