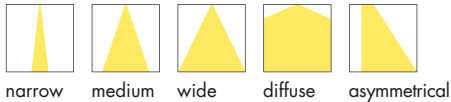


INTONO C OUT

OUTDOOR CEILING MOUNTED WITH LIGHT OUTPUT ALONE OR ALSO WITH SPEAKER FOR PRIVATE HOMES AND HOSPITALITY

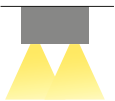


2700K 3000K 4000K

OUTDOOR

INDOOR

CEILING MOUNTED

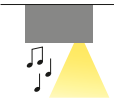


INTONO C OUT 2.4 p. 376
12W 230Vac
ON/OFF

INTONO C IN p. 644



INTONO C OUT 3.4 p. 377
20W 230Vac
ON/OFF, DALI, 0/1-10V



INTONO C OUT 3.9 p. 377
9W 24Vdc

WALL MOUNTED

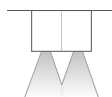
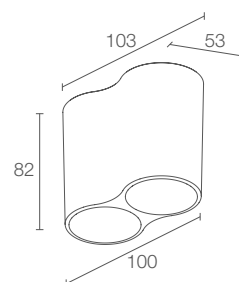
INTONO p. 324



^ INTONO C OUT 3.9

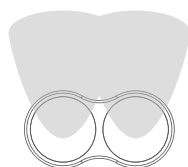
speaker:
maximum power
nominal impedance Z
mean sound pressure level

3W
16 Ohm
86 dB (1W/1m)



INTONO C OUT 2.4

CE LED TECH kg 0.60 IP65 IK06
A+ A++



Asymmetrical optics
(Intono C OUT 3.4)

POWER / POWER SUPPLY CODE 12W 230Vac
NC2410 00 **E** White
NC2410 00 **F** Grey
NC2410 00 **H** Anthracite
NC2410 00 **T** Cor-ten
NC2410 00 **7** Primer

CRI 0 - CRI 80
1 - CRI >90

CONTROL SYSTEM on/off

HONEYCOMB LOUVRE 0 - not present
1 - present
(not compatible with diffuse optics)

LED COLOUR F - 2700K
5 - 3000K
9 - 4000K

OPTICS TT - 11°
MM - 34°
KK - 68°
DD - diffuse

v INTONO C OUT 3.4

painting primer version



LUMEN OUTPUT AT SOURCE 976 lm (3000K, CRI 80)

DELIVERED LUMEN OUTPUT 704 lm (3000K, 34°, CRI 80)

NO. AND TYPE OF LED 2 power LEDs
3-step MacAdam, 50000h L90 B10 (Ta 25°C)

MATERIAL body in die-cast aluminium
screen in black-serigraphed and transparent,
tempered extra-clear glass

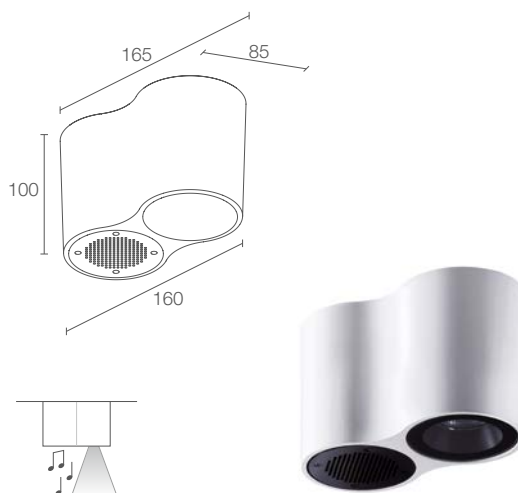
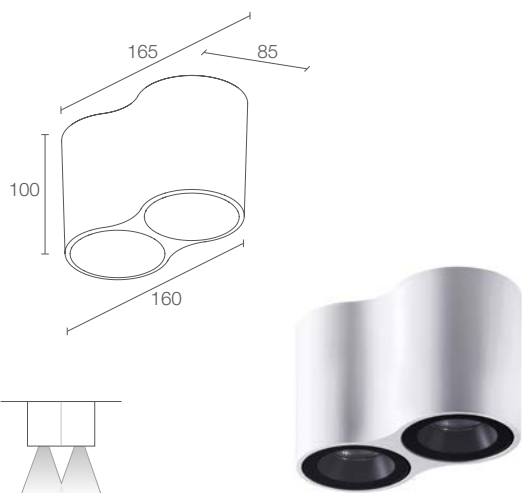
POWER SUPPLY UNIT built in

MOUNTING surface mounted (ceiling)

ACCESSORIES none

NOTES indoor version: Intono C IN 2.3, p. 646
wall-mounted version: Intono, p. 324
version compatible with Google Home or Amazon Echo
available on request for voice command control
Casambi-compatible version, controllable with
the Casambi app, available on request

PHOTOMETRIC DATA see p. 839



INTONO C OUT 3.4

CE LED TECH kg 1.35 IP65 IK06 DALI 0/1-10V
 A A+ A++

20W 230Vac
NC3410 **0** **1** **E** White
NC3410 **0** **1** **F** Grey
NC3410 **0** **1** **H** Anthracite
NC3410 **0** **1** **T** Cor-ten
NC3410 **0** **1** **7** Primer

0 - CRI 80 1 - CRI >90
0 - on/off D - DALI R - 0/1-10V
0 - not present 1 - present (not compatible with the asymmetrical optics)
F - 2700K 5 - 3000K 9 - 4000K
SS - 15° MM - 20° LL - 43° AA - asymmetrical

1976 lm (3000K, CRI 80)

1674 lm (3000K, 15°, CRI 80)

2 high power density COB LEDs
 2-step MacAdam, 50000h L95 B10 (Ta 25°C)

body in die-cast aluminium
 screen in black-serigraphed and transparent,
 tempered extra-clear glass

built in

surface mounted (ceiling)

none

indoor version: Intono C IN 3.3, p. 647
 wall-mounted version: Intono, p. 324
 version compatible with Google Home or Amazon Echo
 available on request for voice command control
 Casambi-compatible version, controllable with
 the Casambi app, available on request

see p. 839

INTONO C OUT 3.9

CE LED TECH kg 1.35 IP65 IK06
 A A+ A++

9W 24Vdc
NC3900 **00** **M9 E** White
NC3900 **00** **M9 F** Grey
NC3900 **00** **M9 H** Anthracite
NC3900 **00** **M9 T** Cor-ten
NC3900 **00** **M9 7** Primer

0 - CRI 80 1 - CRI >90
0 - not present 1 - present
F - 2700K 5 - 3000K 9 - 4000K
20°

988 lm (3000K, CRI 80)

783 lm (3000K, 20°, CRI 80)

1 high power density COB LED
 2-step MacAdam, 50000h L95 B10 (Ta 25°C)

body in die-cast aluminium
 screen in black-serigraphed and transparent,
 tempered extra-clear glass


not included, see p. 904

surface mounted (ceiling)

see p. 378

indoor version: Intono C IN 3.8, p. 647
 wall-mounted version: Intono, p. 324
 version compatible with Google Home or Amazon Echo
 available on request for voice command control
 Casambi-compatible version, controllable with
 the Casambi app, available on request

see p. 839



ACCESSORIES



WUNT39A00

Bluetooth 3.0 audio control kit with power supply unit and amplifier (for Alexa or Google voice-control systems)
(Intono C OUT 3.9)



WUNT39A01

Wi-Fi light control kit
(Intono C OUT 3.9)

√
INTONO C OUT 3.4
20W, asymmetrical optics



ACCESSORIES

√
INTONO C OUT 3.4
20W, asymmetrical optics

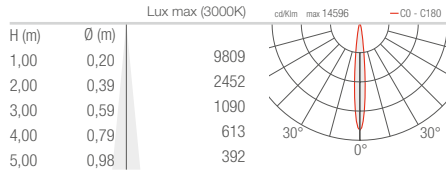


INTONO C IN / INTONO C OUT

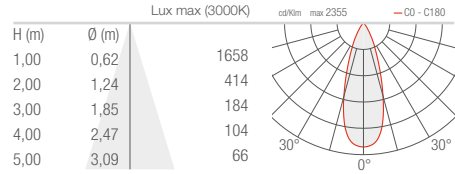
INDOOR CEILING MOUNTED / OUTDOOR CEILING MOUNTED

INTONO C IN 2.3 INTONO C OUT 2.4

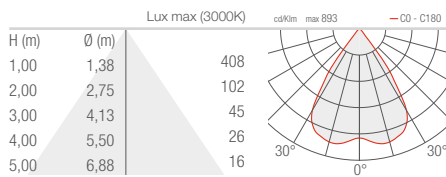
TT - 11° CRI 80



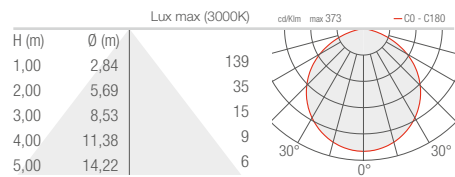
MM - 34° CRI 80



KK - 68° CRI 80

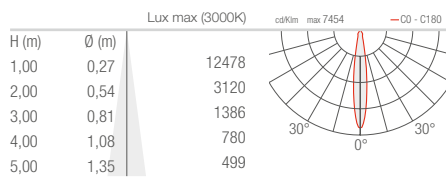


DD - Diffuse CRI 80

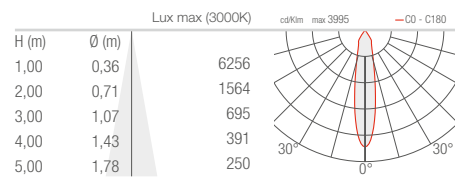


INTONO C IN 3.3 INTONO C OUT 3.4

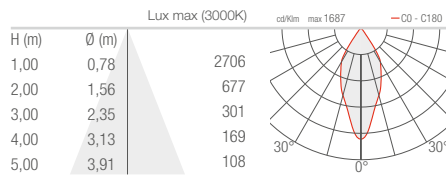
SS - 15° CRI 80



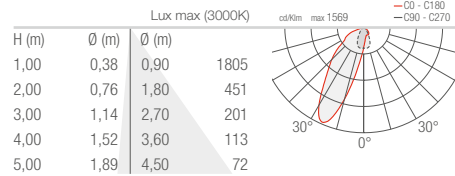
MM - 20° CRI 80



LL - 43° CRI 80



AA - Asymmetrical CRI 80



INTONO C IN 3.8 INTONO C OUT 3.9

M - 20° CRI 80

