







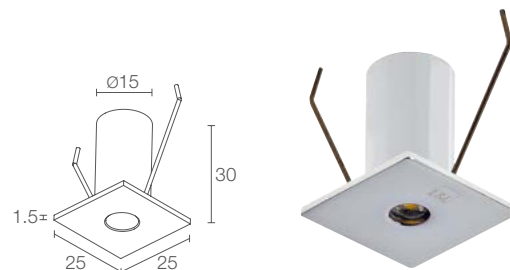
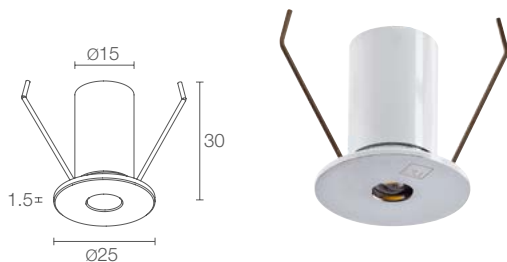


INDOOR RECESSED DOWNLIGHTS STARRY SKY, SHELVES, SHOWCASES AND FALSE CEILINGS


	CONSTANT CURRENT	CONSTANT VOLTAGE
<p>IDEAL FOR STARRY SKY</p> <p>2700K 3000K 4000K 5000K blue</p> <p>wide diffuse</p>	<p>Ø25 mm</p>  <p>EYES 1.0 p. 568 max 1W max 350mA</p>	<p>Ø25 mm</p>  <p>EYES 1.6 p. 569 1W 24Vdc</p>
	<p>25x25 mm</p>  <p>EYES 1.2 p. 568 max 1W max 350mA</p>	<p>25x25 mm</p>  <p>EYES 1.8 p. 569 1W 24Vdc</p>
<p>IDEAL FOR SHELVES AND SHOWCASES</p> <p>2700K 3000K 4000K</p> <p>narrow medium elliptical diffuse</p>	<p>Ø34 mm</p>  <p>EYES 2.R p. 570 max 2.5W max 700mA</p>	<p>Ø34 mm</p>  <p>EYES 2.T p. 571 3W 24Vdc</p>
	<p>35x35 mm</p>  <p>EYES 2.S p. 570 max 2.5W max 700mA</p>	<p>35x35 mm</p>  <p>EYES 2.U p. 571 3W 24Vdc</p>

< EYES 2.R
4000K, 2.5W, 23°, white

Project and light planning by / Studio Casolaro
Giuseppe e Ottavio
Offices, Foggia, Italy



EYES 1.0



POWER / POWER SUPPLY CODE

max 1W max 350mA
EY1011 ■ ■ **B** White
EY1011 ■ ■ **C** Chrome
EY1011 ■ ■ **D** Gold
EY1011 ■ ■ **S** Satin
EY1011 ■ ■ **N** Black

LED COLOUR

F - 2700K
5 - 3000K
9 - 4000K
0 - 5000K
1 - blue

OPTICS

F - 40°
D - diffuse

LUMEN OUTPUT AT SOURCE	110 lm (3000K, 350mA)
DELIVERED LUMEN OUTPUT	54 lm (3000K, 350mA, 40°)
NO. AND TYPE OF LED	1 power LED 1/4 ANSI BIN (white LED colour) 50000h L90 B10 (Ta 25°C)
MATERIAL	body in anodized aluminium trim in brass
POWER SUPPLY UNIT	not included, see p. 904
POWER CABLES	includes 1.5 m PVC cable FROR 2x0.35 Ø3.5 mm
WIRING	series
MOUNTING	recessed (ceiling)
ACCESSORIES	see p. 573
PHOTOMETRIC DATA	see p. 828

EYES 1.2

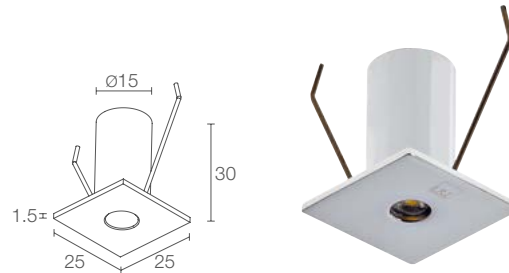
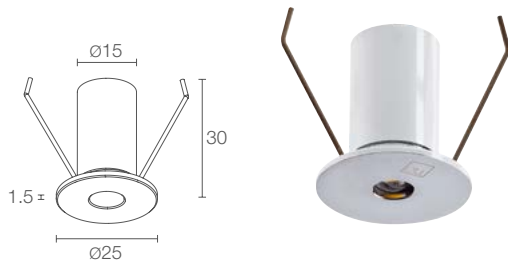


max 1W max 350mA
EY1211 ■ ■ **B** White
EY1211 ■ ■ **C** Chrome
EY1211 ■ ■ **D** Gold
EY1211 ■ ■ **S** Satin
EY1211 ■ ■ **N** Black

F - 2700K
5 - 3000K
9 - 4000K
0 - 5000K
1 - blue

F - 40°
D - diffuse

LUMEN OUTPUT AT SOURCE	110 lm (3000K, 350mA)
DELIVERED LUMEN OUTPUT	54 lm (3000K, 350mA, 40°)
NO. AND TYPE OF LED	1 power LED 1/4 ANSI BIN (white LED colour) 50000h L90 B10 (Ta 25°C)
MATERIAL	body in anodized aluminium trim in brass
POWER SUPPLY UNIT	not included, see p. 904
POWER CABLES	includes 1.5 m PVC cable FROR 2x0.35 Ø3.5 mm
WIRING	series
MOUNTING	recessed (ceiling)
ACCESSORIES	see p. 573
PHOTOMETRIC DATA	see p. 828



EYES 1.6

Ø 70 mm H 90 mm Ø 18 mm

CE EAC LED TECH III kg 0.08 IP40
 A A+ A++ EPS CASAMBI

1W 24Vdc

EY1611 B White
EY1611 C Chrome
EY1611 D Gold
EY1611 S Satin
EY1611 N Black

F - 2700K
 5 - 3000K
 9 - 4000K
 0 - 5000K
 1 - blue

F - 40°
 D - diffuse

110 lm (3000K)

54 lm (3000K, 40°)

1 power LED
 1/4 ANSI BIN (white LED colour)
 50000h L90 B10 (Ta 25°C)

body in anodized aluminium
 trim in brass

not included, see p. 904

includes 1.5 m PVC cable
 FROR 2x0.35 Ø3.5 mm

parallel

recessed (ceiling)

none

see p. 828

EYES 1.8

Ø 70 mm H 90 mm Ø 18 mm

CE EAC LED TECH III kg 0.08 IP40
 A A+ A++ EPS CASAMBI

1W 24Vdc

EY1811 B White
EY1811 C Chrome
EY1811 D Gold
EY1811 S Satin
EY1811 N Black

F - 2700K
 5 - 3000K
 9 - 4000K
 0 - 5000K
 1 - blue

F - 40°
 D - diffuse

110 lm (3000K)

54 lm (3000K, 40°)

1 power LED
 1/4 ANSI BIN (white LED colour)
 50000h L90 B10 (Ta 25°C)

body in anodized aluminium
 trim in brass

not included, see p. 904

includes 1.5 m PVC cable
 FROR 2x0.35 Ø3.5 mm

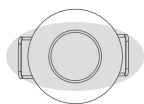
parallel

recessed (ceiling)

none

see p. 828





20°x40° optics
(Eyes 2.R / 2.T)



EYES 2.R

∅ 110 mm
H 90 mm

∅ 30 mm

CE LED TECH III kg 0.075 IP40
A A+ A++ EPS CASAMBI

POWER / POWER SUPPLY CODE

max 2.5W max 700mA
EY2R201000 **O** **B** White
EY2R201000 **O** **S** Satin
EY2R201000 **O** **N** Black

LED COLOUR

F - 2700K
5 - 3000K
9 - 4000K

OPTICS

S - 17°
M - 23°
L - 36°
W - 20°x40°
D - diffuse

LUMEN OUTPUT AT SOURCE	260 lm (3000K, 700mA)
DELIVERED LUMEN OUTPUT	160 lm (3000K, 700mA, 23°)
NO. AND TYPE OF LED	1 power LED 2-step MacAdam, 60000h L90 B10 (Ta 25°C)
MATERIAL	body in brass
POWER SUPPLY UNIT	not included, see p. 904
POWER CABLES	includes 1.5 m PVC cable FROR 2x0.35 ∅3.5 mm
WIRING	series
MOUNTING	recessed (ceiling)
ACCESSORIES	see p. 573
FEATURES	CRI >90
PHOTOMETRIC DATA	see p. 828

EYES 2.S

∅ 110 mm
H 90 mm

∅ 30 mm

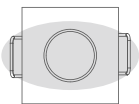
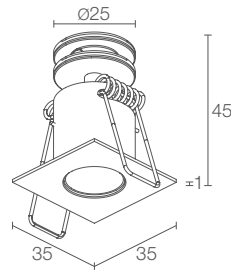
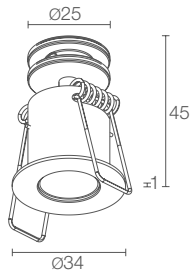
CE LED TECH III kg 0.075 IP40
A A+ A++ EPS CASAMBI

max 2.5W max 700mA
EY2S201000 **O** **B** White
EY2S201000 **O** **S** Satin
EY2S201000 **O** **N** Black

F - 2700K
5 - 3000K
9 - 4000K

S - 17°
M - 23°
L - 36°
W - 20°x40°
D - diffuse

LUMEN OUTPUT AT SOURCE	260 lm (3000K, 700mA)
DELIVERED LUMEN OUTPUT	160 lm (3000K, 700mA, 23°)
NO. AND TYPE OF LED	1 power LED 2-step MacAdam, 60000h L90 B10 (Ta 25°C)
MATERIAL	body in brass
POWER SUPPLY UNIT	not included, see p. 904
POWER CABLES	includes 1.5 m PVC cable FROR 2x0.35 ∅3.5 mm
WIRING	series
MOUNTING	recessed (ceiling)
ACCESSORIES	see p. 573
FEATURES	CRI >90
PHOTOMETRIC DATA	see p. 828



20°x40° optics
(Eyes 2.S / 2.U)



EYES 2.T

Ø 110 mm
H 90 mm
Ø 30 mm

CE LED TECH III kg 0.075 IP40
A A+ A++ EPS CASAMBI

3W 24Vdc

EY2T001000 ■ ■ ■ B White
EY2T001000 ■ ■ ■ S Satin
EY2T001000 ■ ■ ■ N Black

■ **F** - 2700K
5 - 3000K
9 - 4000K

■ **S** - 17°
M - 23°
L - 36°
W - 20°x40°
D - diffuse

260 lm (3000K)

160 lm (3000K, 23°)

1 power LED
2-step MacAdam, 60000h L90 B10 (Ta 25°C)

body in brass

not included, see p. 904

includes 1.5 m PVC cable
FROR 2x0.35 Ø3.5 mm

parallel

recessed (ceiling)

see p. 573

CRI >90

see p. 828

EYES 2.U

Ø 110 mm
H 90 mm
Ø 30 mm

CE LED TECH III kg 0.075 IP40
A A+ A++ EPS CASAMBI

3W 24Vdc

EY2U001000 ■ ■ ■ B White
EY2U001000 ■ ■ ■ S Satin
EY2U001000 ■ ■ ■ N Black

■ **F** - 2700K
5 - 3000K
9 - 4000K

■ **S** - 17°
M - 23°
L - 36°
W - 20°x40°
D - diffuse

260 lm (3000K)

160 lm (3000K, 23°)

1 power LED
2-step MacAdam, 60000h L90 B10 (Ta 25°C)

body in brass

not included, see p. 904

includes 1.5 m PVC cable
FROR 2x0.35 Ø3.5 mm

parallel

recessed (ceiling)

see p. 573

CRI >90

see p. 828





ACCESSORIES

ACCESSORIES
FOR INSTALLATION**WC0202**

Outer casing

(Eyes 2.R / 2.S / 2.T / 2.U)

POWER CABLES AND
CONTROL GEARPVC cable
FROR 2x0.35 Ø3.5 mm
your choice of length**WF0110**

(Eyes 1.0 / 1.2 / 2.R / 2.S)

Low-voltage converter with
350 mm cable to be used with
constant-voltage power supply unit
input: 24Vdc
output: 350mA constant, max 8.4W
dimnable with PWM
IP20**WFA024350**

(Eyes 1.0 / 1.2 / 2.R / 2.S)

Low-voltage converter with
350 mm cable to be used with
constant-voltage power supply unit
input: 24Vdc
output: 500mA constant, max 12W
dimnable with PWM
IP20**WFA024500**

(Eyes 2.R / 2.S)

Low-voltage converter with
350 mm cable to be used with
constant-voltage power supply unit
input: 24Vdc
output: 700mA constant, max 16.8W
dimnable with PWM
IP20**WFA024700**

(Eyes 2.R / 2.S)

order together with the lighting fixture

EYES

INDOOR RECESSED

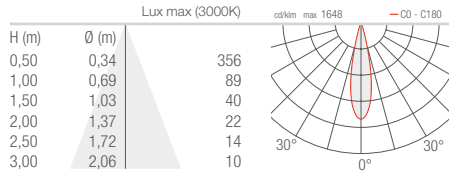
EYES 1.0

1.2

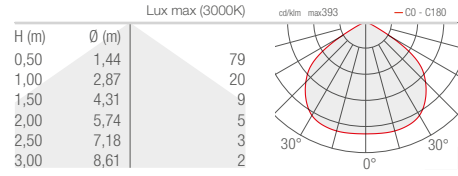
1.6

1.8

F - 40°



D - Diffuse



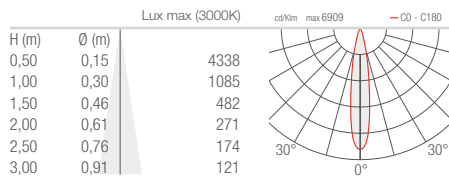
EYES 2.R

2.S

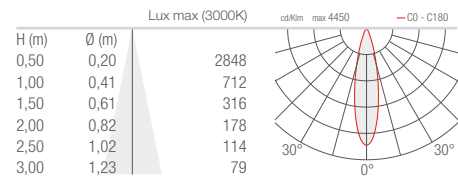
2.T

2.U

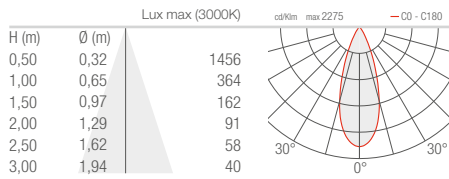
S - 17°



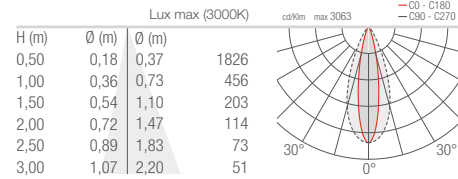
M - 23°



L - 36°



W - 20°x40°



D - Diffuse

