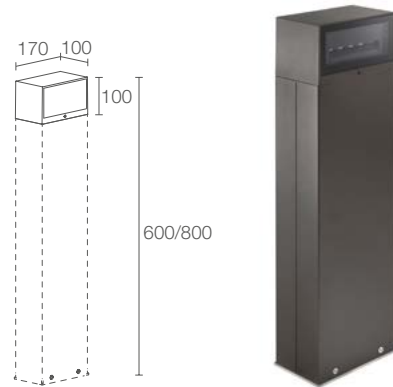
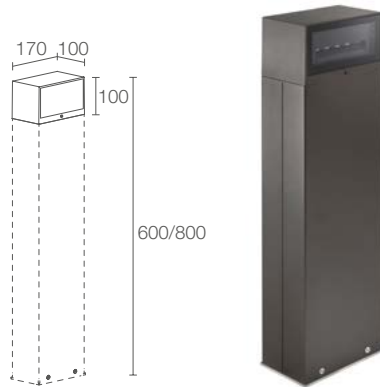




OUTDOOR BOLLARDS



BITTA 1.0



CE ENEC LED TPC kg 4.80 h 600 mm kg 5.70 h 800 mm IP65 IK07
 A A+ A++ PID

POWER / POWER SUPPLY CODE

10W 230Vac
BT1010 **A E** White
BT1010 **A F** Grey
BT1010 **A H** Anthracite
BT1010 **A T** Cor-ten

LED COLOUR

F - 2700K
5 - 3000K
9 - 4000K
0 - 5000K

OPTICS

asymmetrical

LUMEN OUTPUT AT SOURCE 727 lm (3000K)

DELIVERED LUMEN OUTPUT 256 lm (3000K)

NO. AND TYPE OF LED 5 power LEDs
 1/4 ANSI BIN, 50000h L90 B10 (Ta 25°C)

MATERIAL head in die-cast aluminium
 column in stainless steel
 screen in serigraphed and transparent,
 tempered extra-clear glass

POWER SUPPLY UNIT built in

POWER CABLES connection box with 0.30 m cable

MOUNTING surface mounted (ground)

ACCESSORIES see p. 487

NOTES Casambi-compatible version,
 controllable with the Casambi app,
 available on request

PHOTOMETRIC DATA see p. 794

BITTA 1.1



CE ENEC LED TPC kg 4.80 h 600 mm kg 5.70 h 800 mm IP65 IK07
 A A+ A++ PID

20W 230Vac

BT1110 **A E** White
BT1110 **A F** Grey
BT1110 **A H** Anthracite
BT1110 **A T** Cor-ten

F - 2700K
5 - 3000K
9 - 4000K
0 - 5000K

asymmetrical

1454 lm (3000K)

512 lm (3000K)

10 power LEDs
 1/4 ANSI BIN, 50000h L90 B10 (Ta 25°C)

head in die-cast aluminium
 column in stainless steel
 screen in serigraphed and transparent,
 tempered extra-clear glass

built in

connection box with 0.30 m cable


surface mounted (ground)

see p. 487

Casambi-compatible version,
 controllable with the Casambi app,
 available on request

see p. 794







ACCESSORIES AND POSITIONING DIAGRAMS

ACCESSORIES FOR INSTALLATION



h 600 mm including head
WT60600E - White
WT60600F - Grey
WT60600H - Anthracite
WT60600T - Cor-ten
 Column



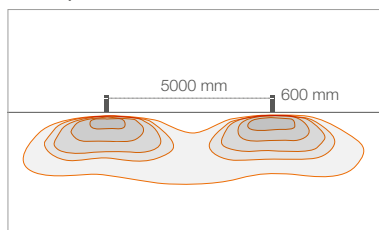
h 800 mm including head
WT60800E - White
WT60800F - Grey
WT60800H - Anthracite
WT60800T - Cor-ten
 Column

RAL finish available on request

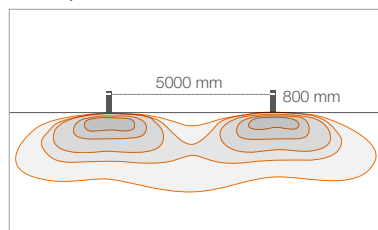
POSITIONING DIAGRAMS

BITTA 1.0

A - Asymmetrical



A - Asymmetrical



BITTA 1.0

