

AV0D024V10066 - 24Vdc - 100W DALI 2



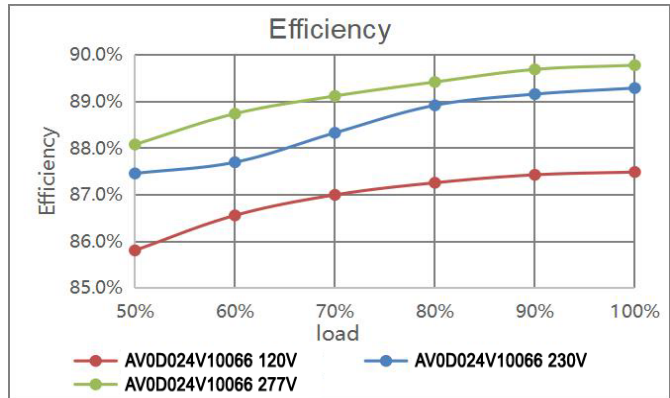
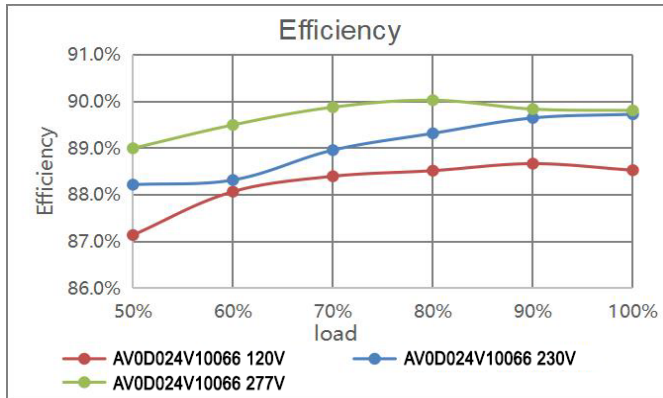
Features

Output:	Constant Voltage
Range:	100-277VAC
PFC design:	Built-in active PFC function
Efficiency:	Up to 90.5%
Protections:	Short circuit/ over load/ over temperature
Heat dissipation:	Cooling by free air convection
Waterproof performance:	Full aluminum housing, for dry, damp, wet locations, IP66
Dimming function:	DALI & PUSH dim. Digital dimming, flicker-free dimming
Dimming range:	0-100% dimming depth: 0.1%
Application:	Suitable for LED lighting and moving sign applications

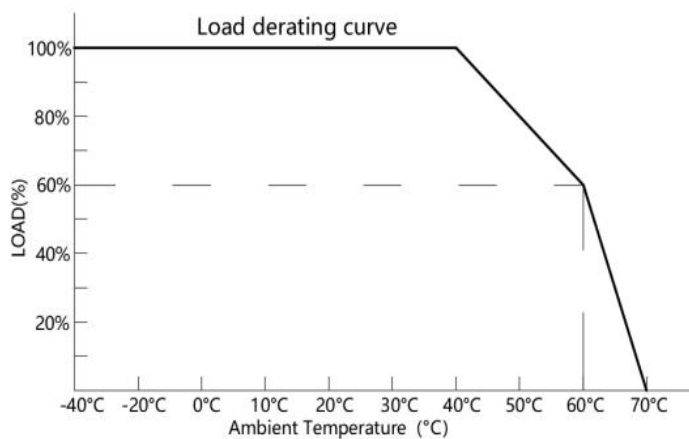
Specification

Model		AV0D024V03020
Certificate		CE ENEC UL cUL FCC SELV DALI2
Output	DC Voltage	24V (24-26V adjust by NFC)
	Voltage Tolerance	±0.5V
	Voltage Regulation	0.5%
	Rated current	4.17A
	Rated power	100W
	Load Regulation	1%
Input	Voltage Range	100-277VAC
	Frequency Range	47 - 63Hz
	Power Factor (Typ.) @ full load	PF≥0.99@120VAC PF≥0.98@230VAC PF≥0.96@277VAC
	THD(Typ.) @ full load	≤15%
	Efficiency(Typ.) @ full load	87.5%@120VAC
		89.5%@230VAC 89.5%@277VAC
	AC Current (Max.)	1.3A
	Inrush Current (Typ.)	23.2A, 360us @50%120VAC 80A,104us @50%230VAC 54A,280us @50%277VAC
Leakage current	<0.5mA	
Protection	Short Circuit	Hiccup mode, recover automatically after fault condition is removed
	Over Load	≤120% ,hiccup mode, recover automatically after fault condition is removed
	Over temperature	Shell surface temp. 100°C ± 10°C shut down o/p voltage, automatically recover after the temperature drops.
Environment	Working TEMP.	-40~+60°C (see below derating curve)
	Working Humidity	20 - 95%RH non-condensing
	Storage TEM.,Humidity	-40 - +80°C,10 - 95% RH non-condensing
	TEMP.coefficient	±0.03%/°C(0 - 50°C)
	Vibration	10~500Hz, 5G 10min./1 cycle, period for 60min. each along X,Y,Z axes
Safety & EMC	Safety standards	EN61347-1 EN61347-2-13 UL8750 CAN/CSA-C22.2 No. 250.13
	Withstand voltage	I/P-O/P:3.75KVAC I/P-FG:1.5KVAC O/P-FG:0.5KVAC (EU)
		I/P-O/P:3.75KVAC I/P-FG:1.8KVAC O/P-FG:1.8KVAC (US)
	Isolation resistance	I/P-O/P:100MΩ / 500VDC / 25°C / 70%RH
EMC Emission	EN55015 EN61000-3-2,3 (≥50%load) & FCC Part 15 Subpart B	
Others	Net Weight	0.83Kg
	Dimension	232*78*25.1mm (L*W*H)
	Packing	300*280*210mm
Notes	1. All parameters NOT specially mentioned are measured at rated load and 25°C of ambient temperature. 2. Tolerance: includes set up tolerance and load regulation .	

Efficiency Curve (efficiency vs output load)

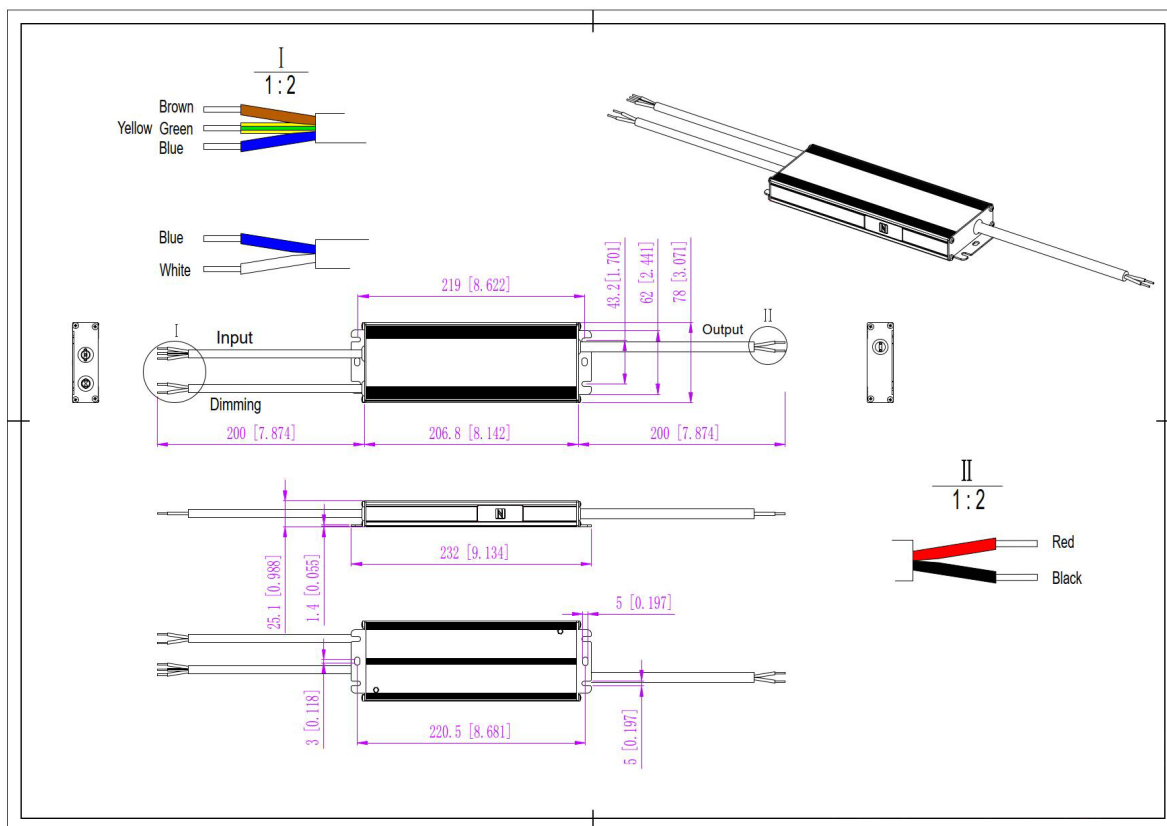


Derating Curve (output load vs TEMP.)



❖ To extend their life, please refer to the Derating Curve and derate according to the temperature.

Mechanical Specification (For European Market)

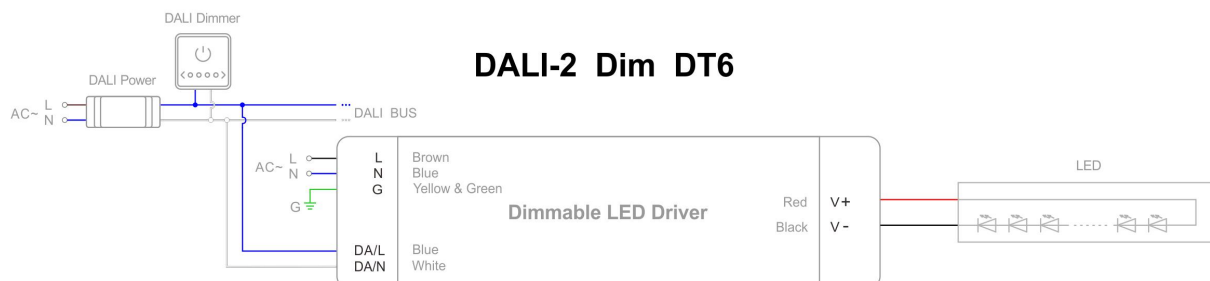


24V Version

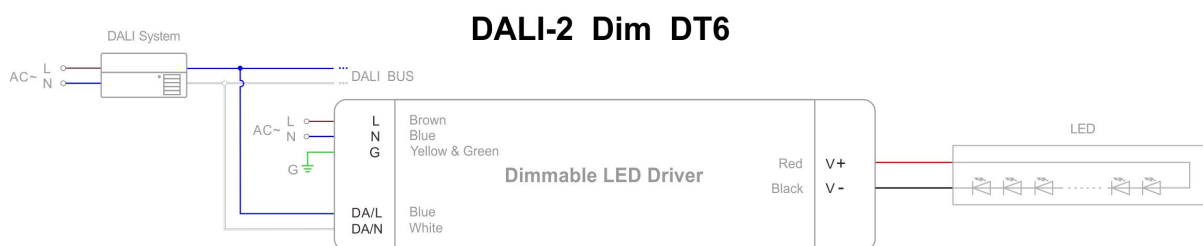
1. Input cable 3*1.0mm², the Brown cable to (L), the White cable to (N), and the Yellow & Green cable to (FG)
2. Output cable 2*1.5mm² (12V), 2*1.5mm² (24V), Red cable (+) to Positive side(+), Black cable (-) to Negative side (-).
3. Dimming cable 2*1.0mm², White DA/N and Blue DA/L (No polar) connected to the DALI BUS when use DALI function. White (N) is connected to AC (N) while Blue (L) is connected to Push dim switch dimmer(L) when use Push function.

Dimming Operation and Connecting Diagram

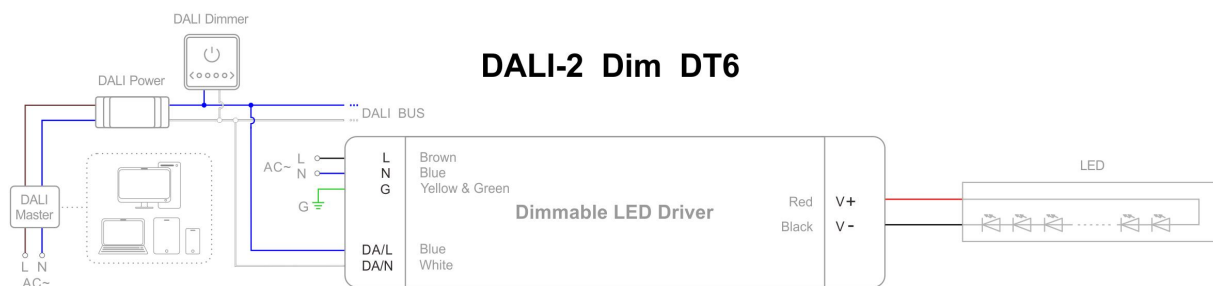
- Using DALI-2 dimming with DALI power and dimmer



- Using DALI-2 dimming with DALI system and DALI bus



- Using DALI-2 dimming with intelligent device, DALI master and dimmer



- Using PUSH dimming with dimmer (on & off function)

