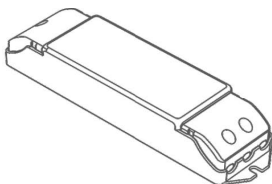


ECCTS1284CC20 - ECCTS5244CV20
Power supply units and control gear

2.4G LED Dimming Controller

Main Characteristics



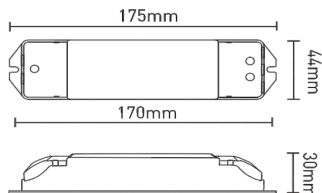
ECCTS5244CV20 CV Receiver

Input Voltage: 5~24Vdc
 Max Current Load: 5A × 4CH Max. 20A
 Max Output Power: 240W/480W(12V/24 V)
 Working Temperature: -30 ~55
 Package Size: L178×W48×H33(mm)
 Weight (G.W.): 150g

ECCTS1284CC20 CC Receiver

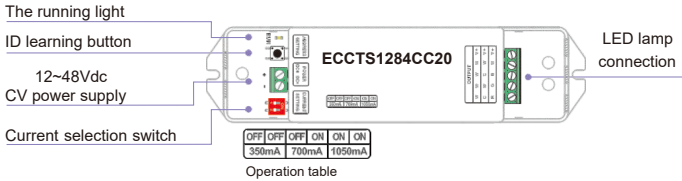
Input Voltage: 12~48Vdc
 Output Voltage: 3~46Vdc
 Output Current: CC 350/700/1050mA×4CH
 Output Power: 1.05W~48.3W×4CH Max 193.2W
 Working Temperature: -30 ~55
 Package Size: L178×W48×H33(mm)
 Weight (G.W.): 165g

Dimensions



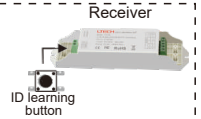
ECCTS1284CC20 - ECCTS5244CV20

Operating Instruction for Receiver:




Clear code:

Long press "ID learning button" on receiver for 5 seconds, If the running light flicker several times, deactivate the matching successfully.

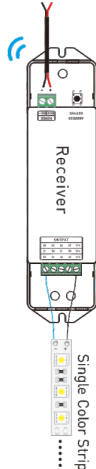


Wiring Diagram :

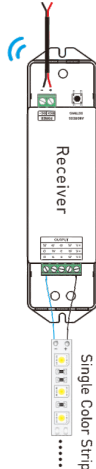
CV Power Supply
5~24Vdc



CV Power Supply
5~24Vdc



CV Power Supply
5~24Vdc




...



RF Wireless Wiring


Match/Clear Code between Touch Panel & Receiver

Match code:


Method 1 : When the touch panel is on and the wiring between the receiver and the lamps are correct.

1.  Receiver
Power on the receiver, and complete step 2 within 10s.



2.  Receiver
Long press  on the touch panel, the lamps flicker.


3.  Receiver
Touch the matching zone key on the touch panel, the lamps stop flickering, match successfully.

Method 2 : When the touch panel is on and the wiring between the receiver and the lamps are correct.

1.  Receiver
ID learning button

Short press "ID learning button" on the receiver.

2.  Receiver
Long press  on the touch panel, the lamps flicker.

3.  Receiver
Touch the matching zone key on the touch panel, the lamps stop flickering, match successfully.

Clear code:

Method 1: Power on and off the receiver continuously for 5 times, if the buzzer long beep and lamps flicker twice, deactivate the matching successfully.



Method 2: Long press "ID learning button" on receiver for 5 seconds, if the lamps flicker twice, deactivate the matching successfully.

